



# Texas Assessment Conference

## What You Need to Know Digital College Readiness Assessments



*Updated November 2023*



# Your Presenters

**Lana Sveda**

**Senior Director, State and District  
Partnerships**

**College Board**

**Dr. J Sharee Eggleston**

**Associate Director, State and District  
Partnerships**

**College Board**

The background is a collage of three images. On the left, a man in a white shirt is sitting at a desk, looking at a large computer monitor. In the center, a woman with curly brown hair and glasses is smiling, holding a glass of amber liquid. On the right, a man in a blue shirt is seen from the side, looking towards the woman. The text 'Why is the SAT still important?' is overlaid in the center of the collage.

Why is the SAT still  
important?





**More than 80% of  
students and parents**  
want to be able to share SAT scores

---

# For millions of students, test scores can strengthen their college applications.

- In the class of 2022, nearly 1.3 million U.S. students had SAT scores that confirmed or exceeded their high school GPA.
- Among those students, more than 400,000 were African American or Latino, nearly 350,000 were first-generation college goers, and nearly 250,000 were from small towns or rural communities.

# Digital SAT Suite of Assessments

# The digital SAT will be...



**Easier to take**



**Easier to give**



**More secure**



**More relevant**

# What did we learn?

- ✓ Districts decide if exams are ordered at the district or campus
- ✓ The ordering entity must submit registrations
- ✓ Campus must validate registrations
- ✓ Only 1 file can be uploaded when registering students.
- ✓ It takes time to set up TDTK.





# **2023-24 Test Administration Dates**

# In-School Testing Dates 2023-2024

## FALL 2023

TEST	FORMAT	TESTING DATES
PSAT 8/9	Digital	Oct. 2–31
PSAT/NMSQT	Digital	Oct. 2–31
SAT School Day	Paper	Oct. 11 Alternate: Oct. 26

Ordering and registration deadlines for the fall administrations will be **available at the end of April**.

Districts and schools will be able to administer the PSAT/NMSQT and PSAT 8/9 on as many days of the testing window as needed.

PSAT/NMSQT administrations will be supported on Saturday, Oct. 14th.

## SPRING 2024

TEST	FORMAT	TESTING DATES
PSAT 8/9	Digital	March 4–April 26
PSAT 10	Digital	March 4–April 26
SAT School Day	Digital	March 4–April 26

Ordering and registration deadlines for the spring administrations will be **available in the fall**.

Districts and schools will be able to administer all three assessments on as many days of the testing window as needed. If your state requires you to administer SAT School Day, PSAT10 or PSAT 8/9, your state may determine your testing schedule.

# Digital SAT Suite of Assessments

---

# Some numbers from our studies and pilots to date



35K+

**Students** have taken a full-length digital test as part of a study or pilot



2M+

**Students** have seen digital SAT content as part of our studies and pre-testing efforts



>90%

**International students and educators** say the recent changes are favorable



<5%

**Test centers** have cited concerns with technology during the digital SAT implementation

# Educators who participated in the pilot told us the digital SAT was **easier to give**.

“Monitoring a student's progress during the test was reassuring, and effective in reaching out to a student in case of a technical problem. Checking out students and staff was quick and hassle-free. It is **efficient, easy, and most convenient.**”

- Digital SAT Pilot Coordinator

“As a test coordinator, **my paperwork was dramatically reduced**. The toolkit is a definite welcome addition. It's extremely handy on your tablet or phone and allows one to use it on the go.”

- Digital SAT Pilot Proctor





# Major security advancements through digital

**Answer sharing**



**Asynchronous testing**



**Package security**



---

# The digital SAT will be more relevant



**On the devices** students use to learn and live




**Wider range** of topics



Useful tool for ***far more*** students

# Connected to comprehensive postsecondary planning



**Big Future Search**

0

Major: Dental Assistan... X

Location

Type

Size

Affordability

Campus Life

Clear All

Credit

Admissions

300 Programs Found Alphabetical

**Orange Technical College**  
Orlando, FL

4-year • Private • Large • Suburban

93% job placement rate

\$4k average per year after aid

Your SAT score indicates readiness

JFF Best Bets certified

Select Location: My Location

What could my career look like with this degree?

Not a good fit? Explore other options!

How many jobs are there?  
2,470 Job Postings (last 12 months)

How much could I make?  
\$110K  
\$90K — \$134K

# App built with best-in-class tools

This screenshot displays the app's interface with a math reference sheet and a calculator. The reference sheet, titled "Section 1, Module 1 - Math Reference Sheet", includes formulas for the area of a circle ( $A = \pi r^2$ ), a rectangle ( $A = \ell w$ ), a triangle ( $A = \frac{1}{2}bh$ ), and a right triangle ( $c^2 = a^2 + b^2$ ). A calculator window is open, showing a coordinate plane with x and y axes ranging from -10 to 10. The calculator also features a grid and various mathematical symbols.

**Built-in graphing calculator & reference sheets**

This screenshot shows a math problem from the SAT Section 2: Math. The problem asks for the value of  $4f(2) - g(2)$  given  $f(x) = x + 7$  and  $g(x) = 7x$ . The app interface includes a timer showing 35:00 and a flag icon to mark the question for review. A "Section 1, Module 1: Reading and Writing Questions" window is also visible, showing a list of questions and a "Go to Review Page" button.

**Flag and review**

This screenshot displays a reading passage from the SAT Section 1, Module 1: Reading and Writing Questions. The passage discusses Bao Phi's collection *Sóng I Sing* and its musical quality. The app interface includes a timer showing 35:00 and a "Full annotation tools" button. The passage text is highlighted, and the app provides options for highlighting and underlining.

**Full annotation tools**

**Hideable test timer**

# Test Specifications and Features



# Digital SAT Test Specifications – at a glance (Reading and Writing)



96 total questions (2 sections)

100 total minutes (1.04 min/question)

Set based questions



54 total questions (1 section)

64 total minutes (1.19 min/question)

Discrete questions

# Digital SAT Test Specifications – at a glance (Math)



58 total questions  
2 sections – calculator and no calculator



44 total questions  
1 section – with calculator

80 total minutes (1.38 min/question)



70 total minutes (1.59 min/question)

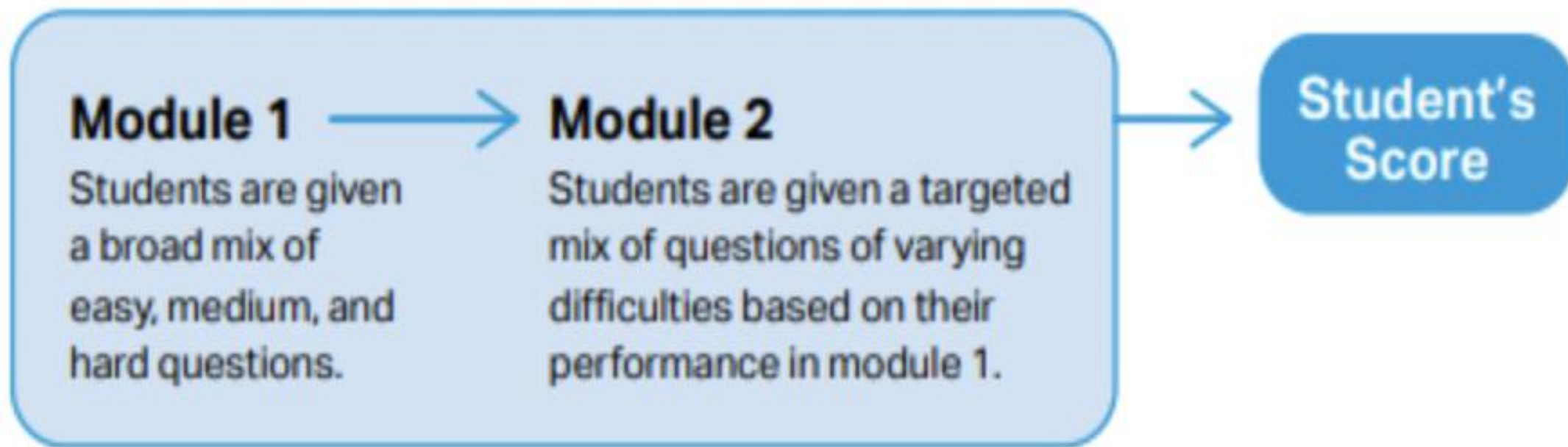
Discrete and set based questions  
Multiple-choice ( $\approx 78\%$ )  
Student-produced response (SPR) ( $\approx 22\%$ )



Discrete questions  
Four-option multiple-choice ( $\approx 75\%$ )  
Student-produced response (SPR) ( $\approx 25\%$ )

# Multi-Stage Adaptive Testing

# The digital SAT will have two modules in each section



---

# Benefits of Multi-Stage Adaptive Testing





- ✓ Shorter tests
- ✓ Questions are tailored according to students' achievement
- ✓ Allows students to navigate back to questions within a module
- ✓ More secure testing
- ✓ Allows disruptions in internet connectivity
- ✓ More precise measurement





# Getting Ready to Test

# SSOR Ordering – What's New?

-  Access to SSOR will be provisioned using the Manage Access Tool.
-  District ordering is available.
-  Districts and school will be provided with an estimated cost when they place an order.
-  Districts and schools will **NOT** be invoiced based on orders.



# SSOR Registration – It's New



- Staff *uploading registration files* need to be assigned the **SAT Suite Data Coordinator** role.
- Staff *reviewing and validating registration data* need to be assigned the **SAT Suite Registration** role.




Registration file layouts will be available in June.



SAT Suite Ordering and Registration – Registration will open at the end of August. On-demand modules and webinars on Registration will be provided in mid-August.

Registration is  
**REQUIRED**  
for all students to  
test





# Digital Readiness Check

## Purpose of the Digital Readiness Check:

- ✓ Ensure devices being used for testing meet technical requirements
- ✓ Ensure Bluebook is installed correctly
- ✓ Complete Exam Set-Up process
  - ✓ Review of test taker rules
  - ✓ Includes providing optional test taker information
  - ✓ Opt-in to BigFuture School and Connections
- ✓ Complete Test Preview
  - ✓ Explore universal tools
  - ✓ Answer sample questions

# Testing Staff Roles and Responsibilities

## Test Coordinator

- Oversees planning and test day activities for ALL students, including those with accommodations
- Works with technology staff to ensure devices being used for testing meet technical requirements and Bluebook is installed.
- Identifies staff to support test administration , ensures they have access to training and resources
- Submits Irregularity Report

## Technology Monitor\*

- New required role for digital testing
- Assists students and staff with technical troubleshooting in the help room on test day

## Proctor

- Starts and monitors the test using Test Day Toolkit
- Observes the room, helps students, keeps room free of distraction
- Complete printed seating chart
- Report irregularity in Test Day Toolkit

## Room/Hall Monitor

- Hall monitor: admits students using toolkit
- Monitors rooms and hallways; provides relief to proctors.
- Directs students to help room, break area, restroom



# Testing Policy Updates: Start Times & Devices

## Testing Start Times

- Testing may begin at any time during the school day however, it be completed by the end of the regular school day.
- Testing cannot be paused for standard test takers, so testing should occur before or after lunch.
- Staggering start times can help alleviate congestion in the hallway or restrooms.

## Devices

- May be used by more than one student for testing.
- Ensure devices can be charged if being used more than once on the same school day.
- If your district does not allow apps to auto-update, have a plan to ensure the Bluebook application is updated prior to testing.

# Testing Policy Updates: Testing Rooms & Assignments

## Testing Rooms

- Each testing room must have a wall clock that is easily visible to all students.
- Spacing and desk requirements remain the same.
- Computer labs may be used.
- Auditoriums with theatre style seating may be used.

## Room Assignments

- Testing staff will be assigned to rooms by the test coordinator in Test Day Toolkit.
- Students are not required to be pre-assigned to a testing room, but assignments are recommended.
- Students should be assigned to test rooms based on assessment, testing time, and other accommodations.
- Students that are re-testing should be assigned to a separate room.

# Digital SAT Practice



**SAT<sup>®</sup>**



**Bluebook  
Familiarity**

**Full Length  
Practice Exams**

**Overview videos,  
articles, worked  
examples, and the  
ability for students to  
test their knowledge  
with additional,  
released digital SAT  
items in partnership  
with College Board**

**You're All Finished!**



Congratulations on completing a full-length SAT practice test. Your scores will be available shortly on **My SAT**.

[View Your Score](#)

# Practice Tests on Bluebook

- ✓ Currently available
- ✓ Practice experience is the same as actual test experience
- ✓ No time lost for exiting and coming back
- ✓ Retake as many times as you want
- ✓ Practice Test Question Review and Scores in MySAT



# Fee Waiver Updates

# Fee Waiver Pathways

## Previous Model

**Fee Waiver Code**

**Click-a-Student**

## Current Model

**Fee Waiver Code**

**Click-a-Student**

**Self-ID**

- Fee Waiver codes continue to be available
- Some former click-a-student users may now opt for codes
- Click-a-student is no longer available and was removed from the institutional ordering process after spring 2023
- **NEW!** Students complete a fee waiver request form via the SAT fee waiver webpage
  - Approved students receive fee waiver benefits the same way as those using a fee waiver code: they see their status in My SAT when they log into their College Board account



---

# Fee Waiver Eligibility and Benefits

Eligibility criteria and benefits will be maintained

## Fee Waiver Eligibility

- Are enrolled in or eligible to participate in the National School Lunch Program (NSLP)
- Have annual family income that falls within the Income Eligibility Guidelines set by the USDA Food and Nutrition Service
- Are enrolled in a federal, state, or local program that aids students from low-income families (e.g., Federal TRIO programs such as Upward Bound)
- Are part of a family that receives public assistance
- Reside in federally subsidized public housing, a foster home, or unhoused
- Are a ward of the state or an orphan

## Fee Waiver Benefits

- 2 free SAT tests
- Up to 2 copies of the Answer Service if ordered at the time of SAT registration (only available for paper pencil SAT)
- Unlimited score reports, which can be ordered anytime after registering for the test, including after scores are seen
- Waived application fees at participating colleges
- Free CSS Profile® applications to apply online for financial aid from participating schools
- No non-U.S. regional fees (for U.S. students testing abroad)
- No late registration fees (if in the U.S. or U.S. territories)
- No cancellation fees (if registration is cancelled, the unused fee waiver benefits will be restored)

---

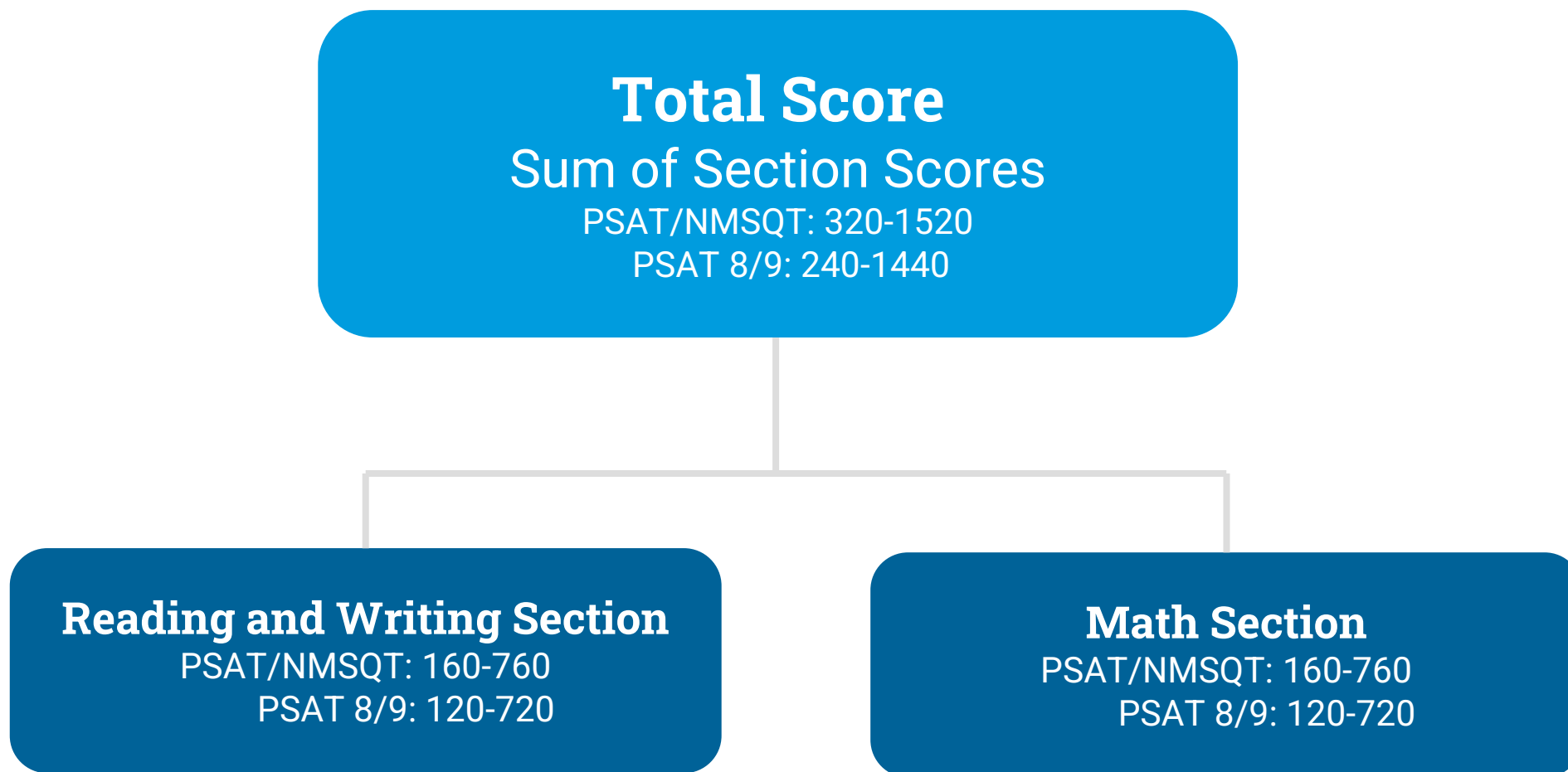
# Changes to Note

- Starting in the 2023-24 school year:
  - Students are no longer getting nominated by an educator via TOS (click-a-student removed from the ordering process)
  - Community-based organizations (CBOs) no longer received fee waiver codes as part of the August allocation (CBOs can continue to distribute unused codes)
- **All** students who meet College Board's SAT fee waiver eligibility criteria regardless of whether a student tests in-school or weekend can receive fee waiver benefits in one of the following ways for the 2023-24 school year:
  - Obtain a fee waiver code from their counselor (existing process)
  - **NEW!** Approved for fee waiver benefits after completing the SAT Fee Waiver Request Form (launched fall 2023)

NOTE: Students who have been nominated by an educator for spring 2023 in-school assessments can continue to confirm their eligibility in My SAT through 2024.

# Scores and Score Release

# Student Scores on the PSAT-Related Assessments



# Score Release Dates for PSAT/NMSQT and PSAT 8/9

## 2023 Schedule

Intended Testing Week	Educator Score Release	Student Score Release
Oct. 2–6 Oct. 9–14	Nov. 2	Nov. 6
Oct. 16–20 Oct. 23–27 Oct. 30–31	Nov. 14	Nov. 16

# K-12 Reporting Portal

# Educator Score Reports continue to be delivered via the K-12 Reporting Portal

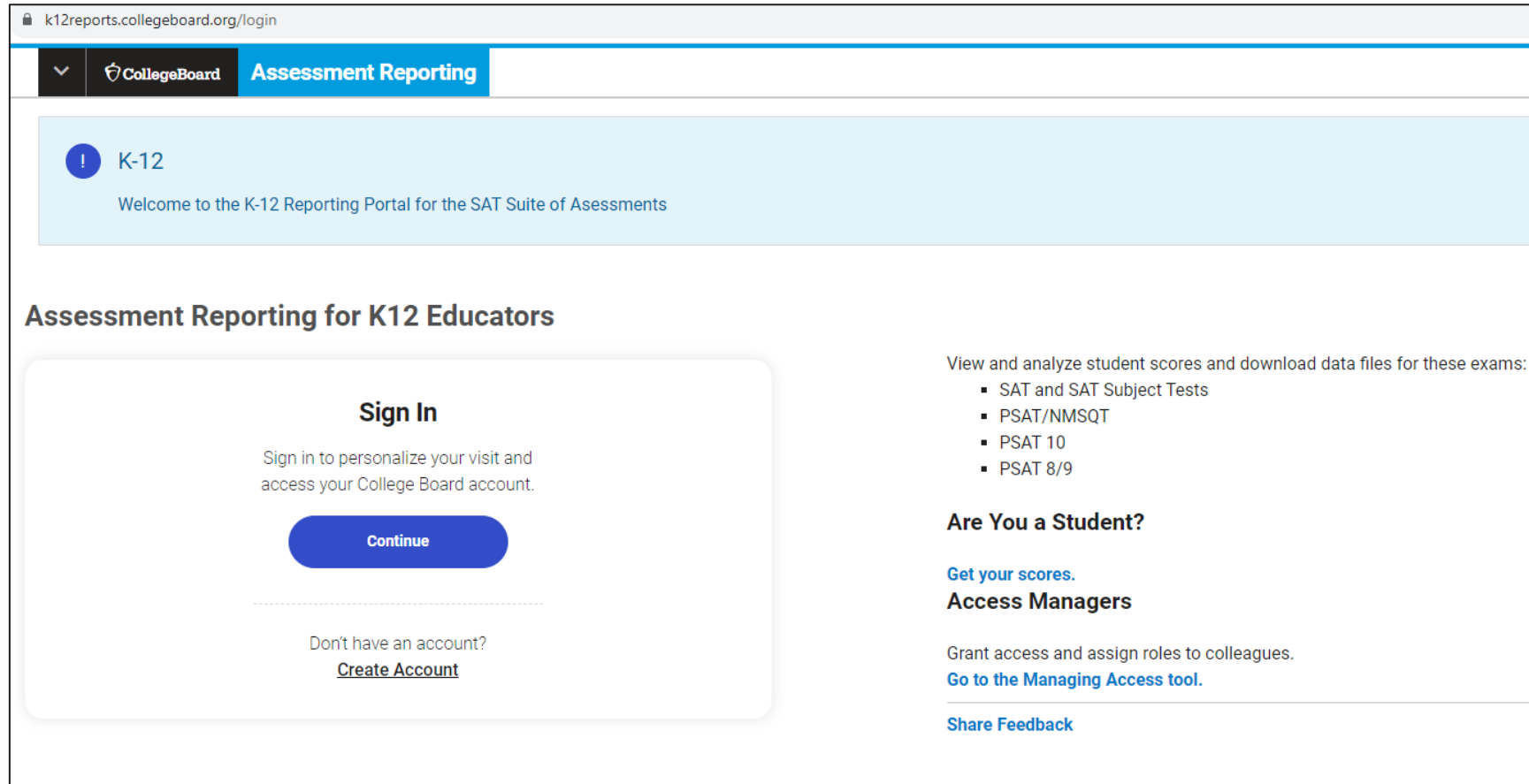
## K12 Reporting Portal

### Access:

<https://k12reports.collegeboard.org/login>

The screenshot shows the K-12 Reporting Portal interface for John F. Kennedy High School. The header is blue with the school name. Below it, the title "K-12 Reports" is displayed, followed by the instruction: "Enter a student's name and view their scores for completed test administrations in the SAT Suite of Assessments." There are three input fields: "First Name/ Preferred First Name", "Last Name", and "Enrolled" (a dropdown menu). A "Search for Student" button is to the right. Below the search fields, the "Reports" section is visible, with tabs for "Aggregate" (selected) and "Individual". Under "Aggregate", there are two columns: "Standard Reports" and "Scheduled Reports". The "Standard Reports" column lists: "Performance by All Students", "Performance by Demographic", "Knowledge and Skills", "Question Analysis" (not available for digital administrations), and "Instructional Planning" (not available for digital administrations). The "Scheduled Reports" column lists: "Growth Report". At the bottom, there is a "Frequently Asked Questions" link with a dropdown arrow.

# Access the K-12 Reporting Portal



The screenshot shows the login page for the K-12 Reporting Portal. The browser address bar displays 'k12reports.collegeboard.org/login'. The page header includes the CollegeBoard logo and 'Assessment Reporting'. A light blue banner with an exclamation mark icon and the text 'K-12' and 'Welcome to the K-12 Reporting Portal for the SAT Suite of Assessments' is present. Below this, the section 'Assessment Reporting for K12 Educators' contains a 'Sign In' box. Inside the box, it says 'Sign in to personalize your visit and access your College Board account.' with a blue 'Continue' button. Below the button, it says 'Don't have an account?' with a link 'Create Account'. To the right of the sign-in box, there is a list of exams: 'View and analyze student scores and download data files for these exams:' followed by 'SAT and SAT Subject Tests', 'PSAT/NMSQT', 'PSAT 10', and 'PSAT 8/9'. Below this list is the section 'Are You a Student?' with a link 'Get your scores.' and 'Access Managers'. Under 'Access Managers', it says 'Grant access and assign roles to colleagues.' with a link 'Go to the Managing Access tool.' and a link 'Share Feedback'.

k12reports.collegeboard.org/login

CollegeBoard Assessment Reporting

! K-12

Welcome to the K-12 Reporting Portal for the SAT Suite of Assessments

### Assessment Reporting for K12 Educators

#### Sign In

Sign in to personalize your visit and access your College Board account.

Continue

Don't have an account?  
[Create Account](#)

View and analyze student scores and download data files for these exams:

- SAT and SAT Subject Tests
- PSAT/NMSQT
- PSAT 10
- PSAT 8/9

#### Are You a Student?

[Get your scores.](#)

#### Access Managers

Grant access and assign roles to colleagues.  
[Go to the Managing Access tool.](#)

[Share Feedback](#)

1. Log in to your College Board account.
2. Request and receive **detail** access from the K12 Portal Data Access Manager.
3. Log in to the K-12 Reporting Portal to analyze student scores and download data files.





# New Look for the K-12 Reporting Portal

Find a Student Score Report

Enrollment Status

Currently Enrolled Students

What Report Are You Looking For?

Counsel Students

Share scores with students and parents.

Roster

Scores and Benchmarks

Batch Score Report PDFs

Find out about the new and enhanced reports

Your Recent Reports

Roster

Scores & Benchmarks

Scores & Benchmarks

Roster

K-12 Reports

Enter a student's name and view their scores for completed test administrations in the SAT Suite of Assessments.

First Name

Last Name

Enrolled

Search for Student

Reports

Aggregate

Individual

Standard Reports

Performance by All Students

Performance by All Demographics

Knowledge and Skills

Question Analysis

Instructional Planning

Scheduled Reports

Growth

Frequently Asked Questions

Your Recent Reports

Student Roster	SAT	Spring 2021	11th grade	With Weekend Testers	Utica High School	
Performance By All Students	PSAT/NMSQT	PSAT/NMSQT Fall 2020	11th grade			
Performance by All Demographic	PSAT/NMSQT	PSAT/NMSQT Fall 2020	10th grade	Gender		
Performance by All Demographic	PSAT/NMSQT	PSAT/NMSQT Fall 2020	11th grade	Gender		


# Valuable Educator Reports in the K-12 Reporting Portal

- Aggregate Performance Reports
  - Select administration and season
  - Select an individual grade, ALL grades, or most common grade combination
  - Knowledge and Skills Report
- Individual Student Reports
  - Roster report
  - Student score reports (.pdf)
- Skills Insight tool


John F. Kennedy High School


## K-12 Reports

Enter a student's name and view their scores for completed test administrations in the SAT Suite of Assessments.

First Name/ Preferred First Name Last Name Enrolled  Search for Student


### Reports

 Aggregate Individual




#### Standard Reports

- Performance by All Students >
- Performance by Demographic >
- Knowledge and Skills >
- Question Analysis >  
not available for digital administrations
- Instructional Planning >  
not available for digital administrations



#### Scheduled Reports

- Growth Report >

 Frequently Asked Questions

# Reports Home Page – Aggregate Reports

The screenshot displays the 'K-12 Reporting Portal' for John F. Kennedy High School. The top navigation bar includes 'K-12 Home: Reports', 'Downloads', and 'Help'. The main header is blue with the title 'K-12 Reports' and a sub-header: 'Enter a student's name and view their scores for completed test administrations in the SAT Suite of Assessments.' Below this is a search form with fields for 'First Name', 'Last Name', and 'Enrolled' (a dropdown menu), followed by a 'Search for Student' button. The 'Reports' section has two tabs: 'Aggregate' (selected) and 'Individual'. Under 'Aggregate', there are two columns of report options. The 'Standard Reports' column includes 'Performance by All Students', 'Performance by Demographic', 'Knowledge and Skills', 'Question Analysis' (not available for digital administrations), and 'Instructional Planning' (not available for digital administrations). The 'Scheduled Reports' column includes 'Growth Report'. A 'Frequently Asked Questions' link is at the bottom of the report list. The 'Your Recent Reports' section at the bottom shows a table with two entries: 'Performance by Demographic' for 'SAT | Fall 2023 | 11th & 12th Grade | Gender' and 'Student Roster' for 'Aug 2022 - Jul 2023'.

Your Recent Reports	
Performance by Demographic	SAT   Fall 2023   11th & 12th Grade   Gender
Student Roster	Aug 2022 - Jul 2023

Search for a student  
(available to schools and districts)

Run Aggregate Reports

FAQ's  
(report descriptions)

Recently Run Reports  
(current log in, or since previous)

# Running A Report: Performance by All Students

School:

**Performance by All Students**

Make selections to run a report

Test

PSAT 8/9

Administration

PSAT 8/9 September 2020 - January 2021

Grade Level

8

- Report being run
- Test
- Administration(s)
- Grade(s)

District or State:

**Performance by All Students**

Make selections to run a report

District | Institution

Utica Community Schools

Test

SAT

Administration

SAT School Day March 2021 - May 2021

Grade Level

All Grades

Cancel

Run Report

- Report being run
- Organization (state, district, or school)
- Test
- Administration(s)
- Grade(s)

# Change Institution

District or State:

### Performance by All Students

Make selections to run a report

District | Institution

Utica Community Schools

Test

SAT

Administration

SAT School Day March 2021 - May 2021

Grade Level

All Grades

Cancel

Run Report

## District: Search for a School

Select an Institution

Your district has been selected by default. You have the option to select a different school within your district.

Current selection: Utica Community Schools

Unknown

- ✓ Utica Community Schools

School (Optional)

Utica

Search

Search Results: 3

Utica High School

Utica Center for Mathematics Science and Tech

Utica Academy for International Studies

Cancel

Save

## State: Search for a School or District

Select an Institution

Your state has been selected by default. You have the option to select a different district or school within your state.

Current selection: Texas Education Agency

Unknown

- ✓ Texas Education Agency

School | District (Optional)

School

District

dallas

Search

Search Results: 1

Dallas Independent School District

Cancel

Save

CollegeBoard

# Select Administration

Choose single administration, or choose all tests administered in a season

### Performance by All Students

Make selections to run a report

District | Institution

Utica Community Schools

Test

SAT

Administration

SAT School Day March 2021 - May 2021

Grade Level

All Grades

Cancel

Run Report

Administration

Select...

Select...

SAT May 2021

SAT School Day March 2021 - May 2021

SAT December 2020

SAT September 2020

SAT School Day September 2020 - October 2020

See More Options

### Select an Administration

Choose by testing season, or by individual administration.

By Testing Season

☐ Include Weekend Testers

☐ Fall 2021

☐ Spring 2021

☐ Fall 2020

By Individual Administration

☐ SAT August 2021

☐ SAT May 2021

☐ SAT School Day March 2021 - May 2021

☐ SAT December 2020

☐ SAT November 2020

☐ SAT October 2020

☐ SAT September 2020

☐ SAT School Day September 2020 - October 2020

☐ SAT August 2020

None Selected

Cancel

Save

# Select Grade(s)

### Performance by All Students

Make selections to run a report

District | Institution

Utica Community Schools

Test

SAT

Administration

SAT School Day March 2021 - May 2021

Grade Level

All Grades

Cancel

Run Report

Choose single grade, defined grade combinations, or all grades

Grade Level

Select Grade Level

Select Grade Level

Individual Grades

11

12

Grade Groups

11 & 12

All Grades

# Performance By All Students Report

- Schools, districts and states can view their performance as well as the performance of organizations higher in their hierarchy.
- Districts and states can view the performance of organizations that roll up to them.
- Private domestic schools can now view state statistics for all testers in the state.
- Public domestic schools/districts can see state statistics for all schools as well as public schools only.
- All schools/districts/states can now view statistics by country.

## Performance by All Students

Make selections to run a report

▼ Show Selections

### John F. Kennedy High School

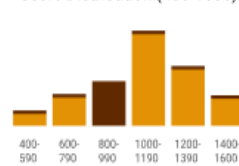
SAT | August 2022 - July 2023 | All Grades

View Students ⓘ







Export Report 📄

#### Mean Score





Score Distribution (400-1600)



#### Total

	# of Testers		Mean Total Score (400-1600)
School	375		400 <b>800</b> 1600
District	759		400 <b>650</b> 1600
State (Public Schools Only)	134,555		400 <b>1002</b> 1600
State (All Schools)	205,199		400 <b>1100</b> 1600
Country	289,001		400 <b>1085</b> 1600
Global Testers	300,456		400 <b>1075</b> 1600

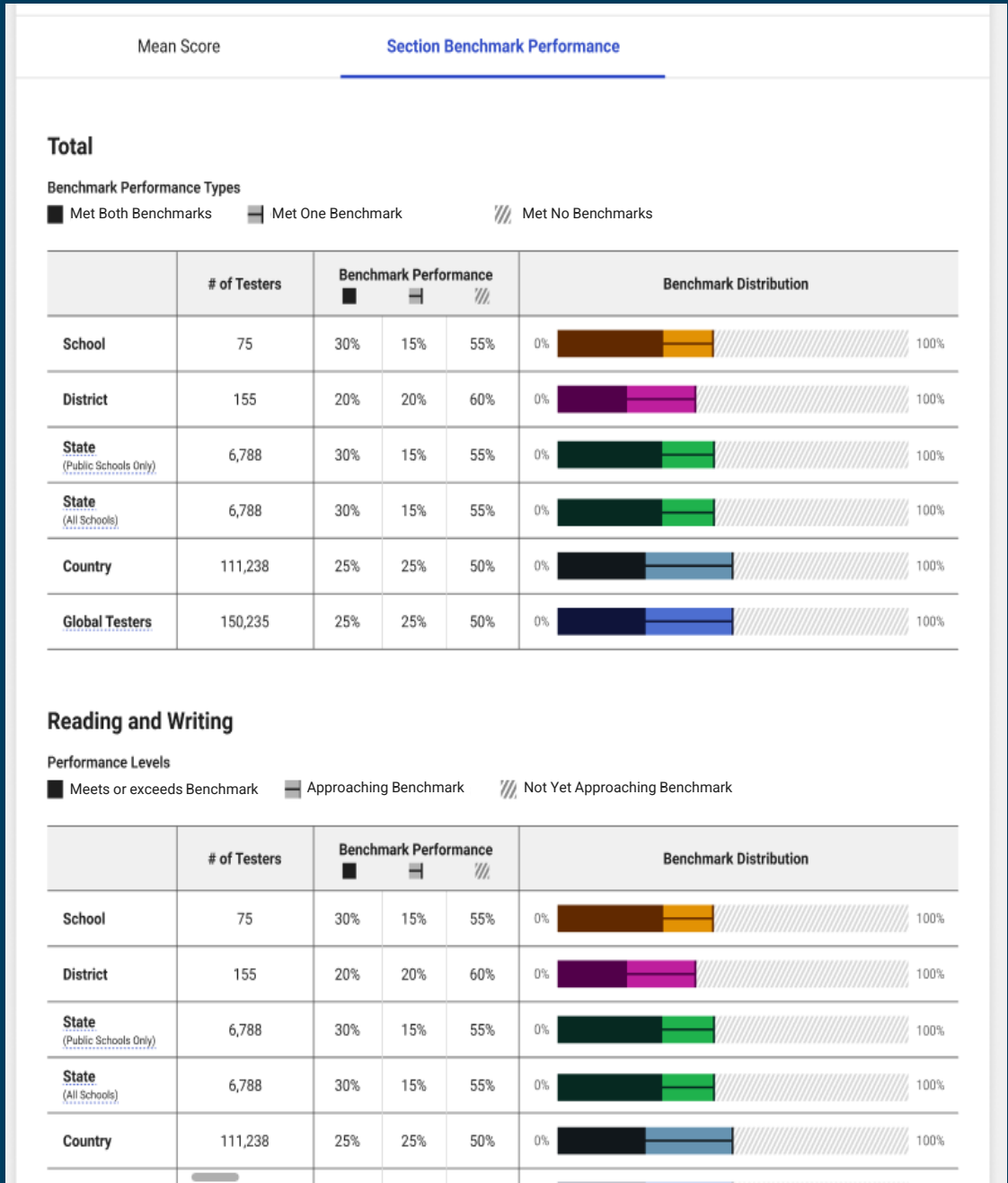
#### Reading and Writing

	# of Testers	Score Distribution	Mean Score (200-800)
School	375		200 <b>499</b> 800
District	759		200 <b>650</b> 800
State (Public Schools Only)	134,555		200 <b>710</b> 800
State	205,199		200 <b>690</b> 800



# Performance By All Students Report – Benchmark Performance

Educators can view the percentage of students meeting or not meeting benchmarks in both total and section scores



# Performance By Demographics Report

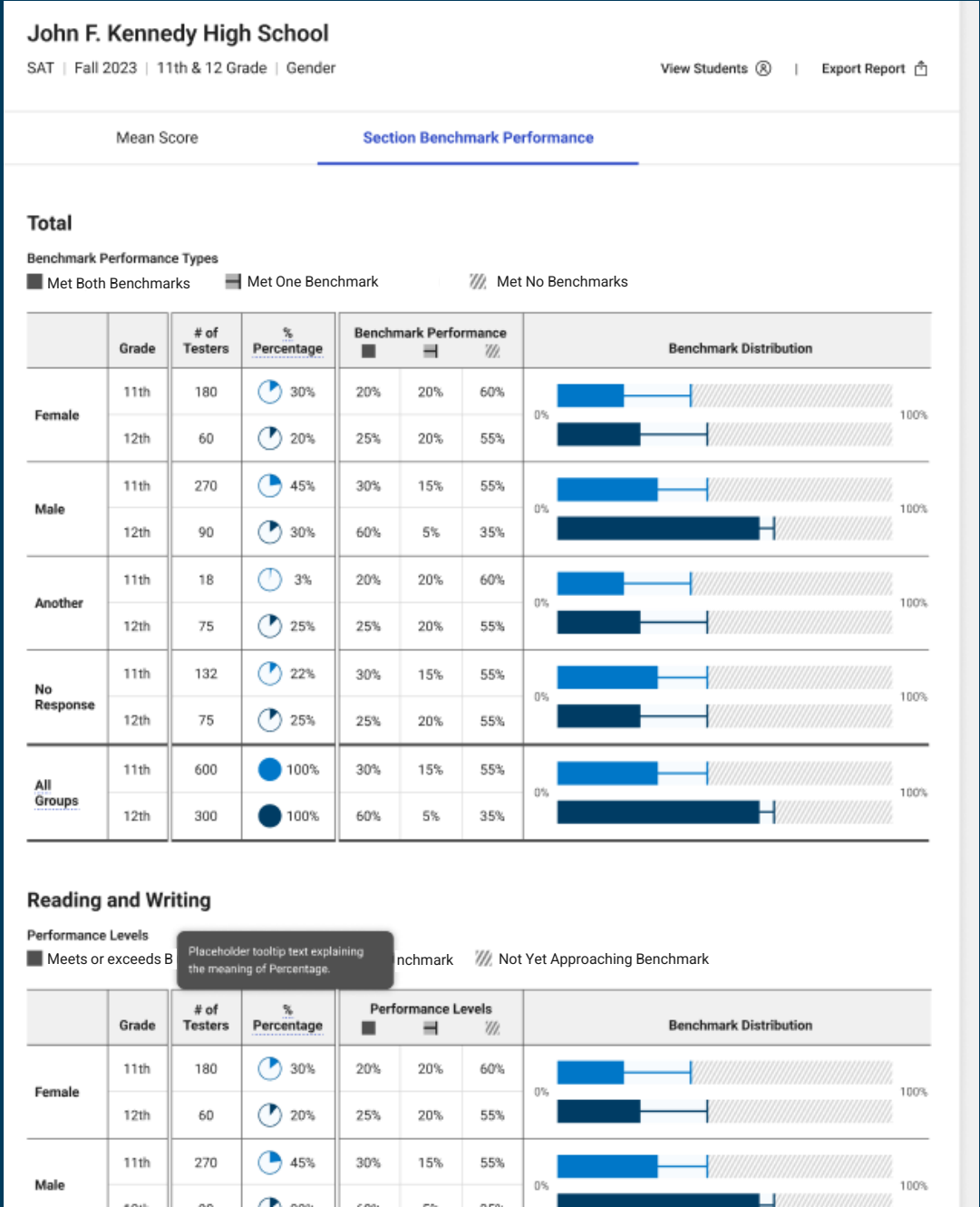
- Schools, districts and states can only view their performance by demographics.
- Available demographics:
  - Gender
  - Race/Ethnicity
  - Fee Waiver Used

This report is useful for identifying skill gaps among demographic groups and for school improvement data.



# Performance By Demographics Report – Benchmark Performance

Educators can view the percentage of students in each demographic meeting or not meeting benchmarks in total and section scores.

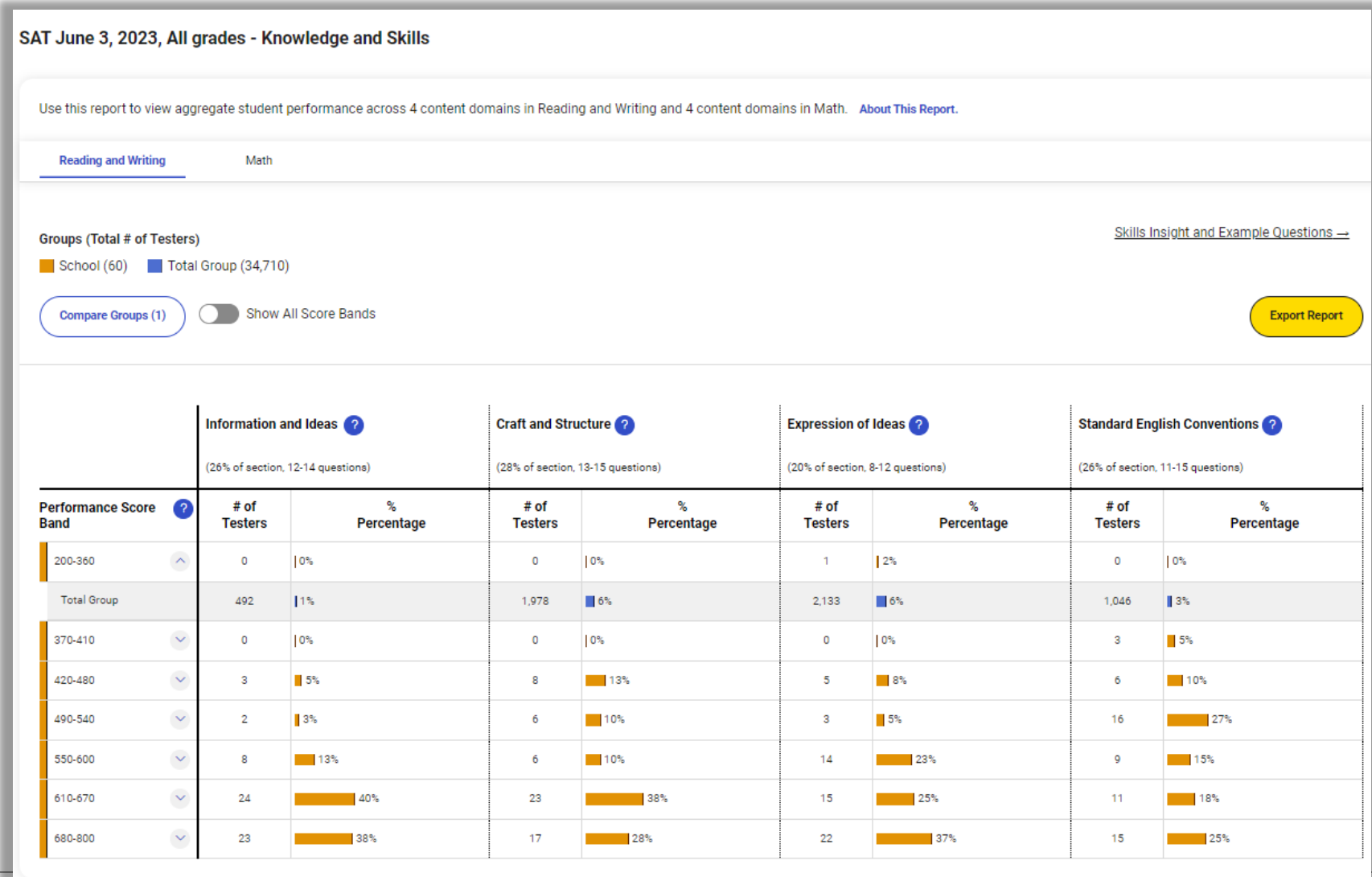


---

# Question Analysis & Instructional Planning Reports

- No longer available for digital assessments, users should instead use the Knowledge and Skills Report.
- Question Analysis Reports available for paper pencil tests for current year plus one year.
- Instructional Planning Reports available for paper and pencil tests for current year plus two years.

# Knowledge and Skills Report



# Knowledge and Skills Content Domains

## Reading and Writing

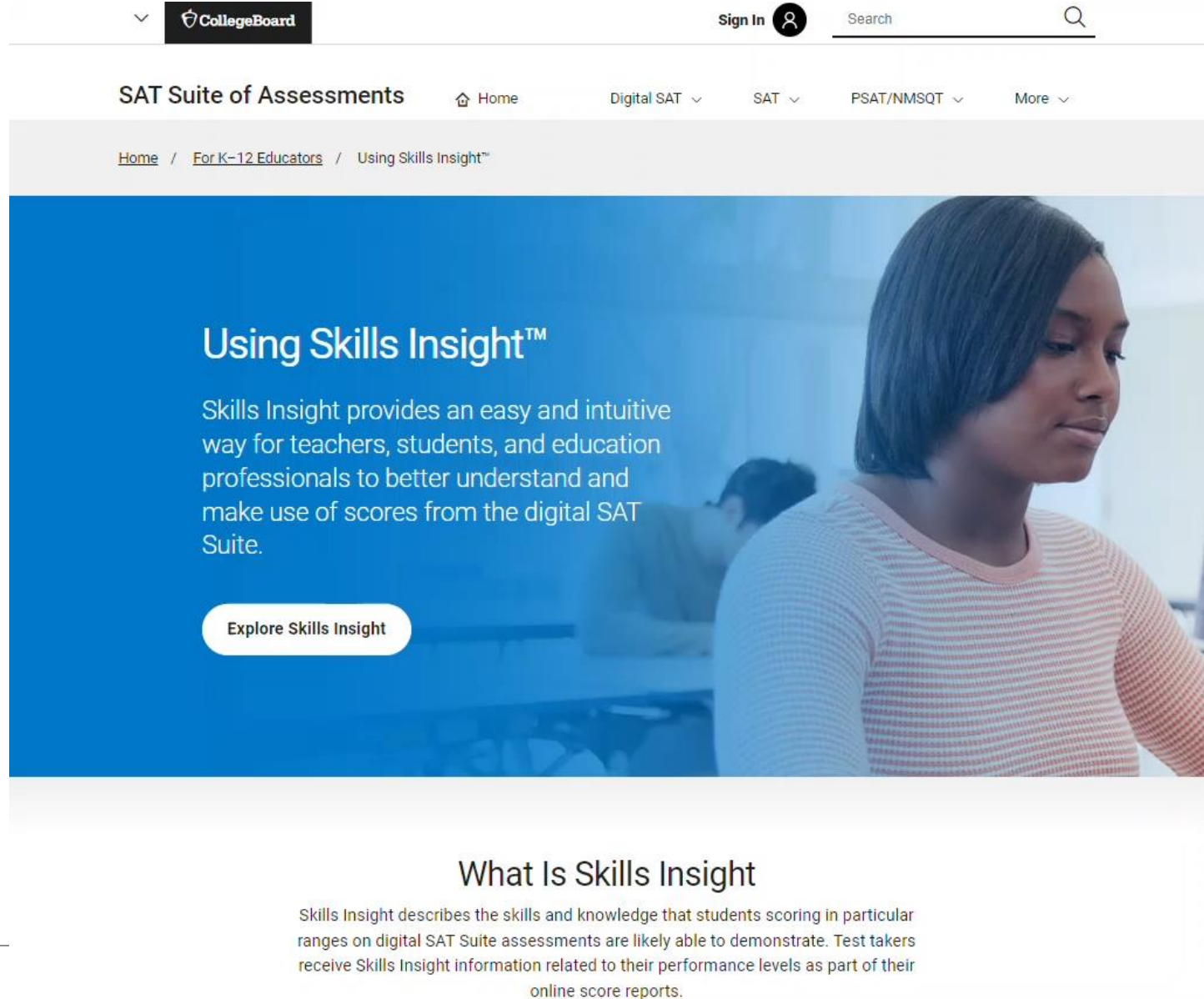
Information and Ideas  
Craft and Structure  
Explanation of Ideas  
Standard English Conventions

## Math

Algebra  
Advanced Math  
Problem Solving and Data  
Analysis  
Geometry and Trigonometry

# Skills Insight Tool

- Describes the skills and knowledge that students scoring in particular ranges on digital SAT Suite assessments are likely able to demonstrate



The screenshot shows the CollegeBoard Skills Insight Tool website. At the top, there is a navigation bar with the CollegeBoard logo, a 'Sign In' button, and a search bar. Below this is a secondary navigation bar with 'SAT Suite of Assessments' and links to 'Home', 'Digital SAT', 'SAT', 'PSAT/NMSQT', and 'More'. A breadcrumb trail indicates the current path: 'Home / For K-12 Educators / Using Skills Insight™'. The main content area features a large blue banner with the title 'Using Skills Insight™' and a description: 'Skills Insight provides an easy and intuitive way for teachers, students, and education professionals to better understand and make use of scores from the digital SAT Suite.' A white button labeled 'Explore Skills Insight' is positioned below the text. To the right of the text is a photograph of a young woman looking down. Below the banner, the section 'What Is Skills Insight' is introduced, followed by a paragraph explaining that the tool describes skills and knowledge that students scoring in particular ranges on digital SAT Suite assessments are likely able to demonstrate, and that test takers receive Skills Insight information related to their performance levels as part of their online score reports.

CollegeBoard

Sign In

Search

SAT Suite of Assessments

Home

Digital SAT

SAT

PSAT/NMSQT

More

Home / For K-12 Educators / Using Skills Insight™

## Using Skills Insight™

Skills Insight provides an easy and intuitive way for teachers, students, and education professionals to better understand and make use of scores from the digital SAT Suite.

Explore Skills Insight

### What Is Skills Insight

Skills Insight describes the skills and knowledge that students scoring in particular ranges on digital SAT Suite assessments are likely able to demonstrate. Test takers receive Skills Insight information related to their performance levels as part of their online score reports.



# How to Use Skills Insight

Skills Insight consists of two main components:

- Skill/Knowledge Statements
- Exemplar Test Questions

The screenshot shows the SAT Suite of Assessments Skills Insight Tool interface. At the top, there is a navigation bar with the CollegeBoard logo, a 'Sign In' button, and a search bar. Below this, a secondary navigation bar lists 'SAT Suite of Assessments' and various test options: Home, Digital SAT, SAT, PSAT/NMSQT, PSAT 10, and More. The main header area is blue and contains the text 'READING AND WRITING | MATH' and 'SAT Suite of Assessments Skills Insight Tool'. Below the header, there are two dropdown menus labeled 'Please Select Value' and a 'Go' button. The first dropdown menu is open, showing a list of categories: Reading and Writing, Information and Ideas, Craft and Structure, Expression of Ideas, Standard English Conventions, Math, Algebra, Advanced Math, Problem-Solving and Data Analysis, and Geometry and Trigonometry. The second dropdown menu is closed. Below the dropdown menus, there is a section titled 'Tool' with a paragraph of text explaining the tool's purpose: 'The tool provides a productive use of their digital SAT® Suite scores. In this tool, you can view Skills Insight in particular Reading and Writing and Math section score ranges typically know and can do. Based on an analysis of the performance of thousands of test takers across hundreds of years, these statements do not necessarily describe the performance of individual students. Example test questions at each skill level of questions that test takers can generally answer correctly accompany each section (Reading and Writing or Math) and then by content domain (e.g., Information and Ideas or Math) across seven section score ranges, or performance score bands. Skills Insight statements are cumulative, meaning that test takers scoring in a particular band for a given test section are likely to know and be able to do everything described for their score band as well as for any and all lower score bands.'

### Viewing Skills Insight Statements

To view Skills Insight statements, make selections in the drop-down menus above.

<https://satsuite.collegeboard.org/skills-insight#main> in the left drop-down (e.g., Algebra)



# Example Question

While researching a topic, a student has taken the following notes:

- Gravitational waves are powerful ripples that originate in deep space and eventually pass through Earth.
- The Laser Interferometer Gravitational Wave Observatory (LIGO) is a physics study that began in 2002.
- LIGO's goal is to detect and analyze gravitational waves.
- LIGO uses a pair of massive gravitational wave detectors called interferometers that are thousands of miles apart.
- In 2015, for the first time in history, LIGO researchers detected a gravitational wave passing through Earth.

The student wants to present LIGO's aim and methodology. Which choice most effectively uses relevant information from the notes to accomplish this goal?

- A. In 2015, LIGO's massive interferometers detected a powerful ripple that originated in deep space and eventually passed through Earth.
- B. Though the physics study LIGO began in 2002, its massive interferometers didn't detect a gravitational wave until 2015.
- C. To achieve its aims, LIGO uses a pair of massive interferometers that are thousands of miles apart.
- D. A physics study designed to detect and analyze gravitational waves, LIGO uses a pair of massive interferometers that are thousands of miles apart.

- A. In 2015, LIGO's massive interferometers detected a powerful ripple that originated in deep space and eventually passed through Earth.
- B. Though the physics study LIGO began in 2002, its massive interferometers didn't detect a gravitational wave until 2015.
- C. To achieve its aims, LIGO uses a pair of massive interferometers that are thousands of miles apart.
- D. A physics study designed to detect and analyze gravitational waves, LIGO uses a pair of massive interferometers that are thousands of miles apart.

Key: D

## Key Explanation

**Choice D** is the best answer. The sentence effectively presents the LIGO study's aim, noting that it is designed to detect and analyze gravitational waves, and its methodology (it uses two interferometers to detect the waves).

## Distractor Explanations

**Choice A** is incorrect. The sentence describes a finding from the LIGO study; it doesn't effectively present the study's aim or its methodology. **Choice B** is incorrect. The sentence provides background information about the LIGO study's timeline; it doesn't effectively present the study's aim or its methodology. **Choice C** is incorrect. The sentence touches on LIGO's methodology, noting that it uses two interferometers, but doesn't indicate what the study's aims are.

# Student Roster Report— NEW Features

- Detailed student roster with student data, registration data, and test performance data.
- Show or Hide Columns
- Displays students “preferred,” name (COMING SOON)


## John F. Kennedy High School

SAT | SAT June 2022 | 12th Grade

Export Report 

Search by Student Name/ Student ID



 Create Score Reports



 Create Labels

 Filter (8)

 Add/Hide

320 Results found

Show 50 | 100 | 200

 Select All	Student Name 	OB	Grade	Assessment	Administration	Registration
<input type="checkbox"/>	<a href="#">Aguilera, Touchstone T.</a> Preferred name: Stone	pr 9, 2006	12th Grade	SAT	Digital SAT School Day Spring 2023	Feb 14, 2023
<input type="checkbox"/>	<a href="#">Ajani, Easterling R.</a> Preferred name: Sterling	pr 9, 2006	12th Grade	SAT	Digital SAT School Day Spring 2023	Feb 14, 2023
<input type="checkbox"/>	<a href="#">Potheker, Gatefred D.</a> Preferred name: Fred	pr 9, 2006	12th Grade	SAT	Digital SAT School Day Spring 2023	Feb 14, 2023
<input checked="" type="checkbox"/>	<a href="#">Army, Garland D.</a> Preferred name: Gary	pr 9, 2006	12th Grade	SAT	Digital SAT School Day Spring 2023	Feb 14, 2023
<input type="checkbox"/>	<a href="#">Asddnewstu, Bartholemeu X.</a> Preferred name: Barry	pr 9, 2006	12th Grade	SAT	Digital SAT School Day Spring 2023	Feb 14, 2023
<input type="checkbox"/>	<a href="#">Azlastname, Jennifer</a> Preferred name: Jenny	pr 9, 2006	12th Grade	SAT	Digital SAT School Day Spring 2023	Feb 14, 2023
<input type="checkbox"/>	<a href="#">Beddington, Amy</a>	pr 9, 2006	12th Grade	SAT	Digital SAT School Day Spring 2023	Feb 14, 2023
<input type="checkbox"/>	<a href="#">Brinas, Jason</a>	pr 9, 2006	12th Grade	SAT	Digital SAT School Day Spring 2023	Feb 14, 2023
<input type="checkbox"/>	<a href="#">Brock, Andrew</a>	pr 9, 2006	12th Grade	SAT	Digital SAT School Day Spring 2023	Feb 14, 2023
<input type="checkbox"/>	<a href="#">Christopherson, Simone</a>	pr 9, 2006	12th Grade	SAT	Digital SAT School Day Spring 2023	Feb 14, 2023

# Student Roster Report - Additional Features

Add/Hide columns:

Add/ Hide Columns

☐ Select All

Required

☒ Student Name☒ Grade☒ Assessment☒ Tested On

Student Information

☒ Student ID☒ Gender☒ Ethnicity☒ Date of Birth☒ National Merit Selection Index☒ National Merit Eligibility Indicator☐ AP Potential

Test Information

☒ Administration☒ Registration #☒ Registered Date☒ Testing Start Date☐ Test Site☐ Test Site City☒ Guidance Purposes Only

Scores and Benchmarks

All Tester Percentiles

Nationally Representative Percentile

Knowledge and Skills (Digital Administration Only)

State Percentiles

Country Percentiles

20 Selected

Reset

Cancel

Apply

Add/Remove Filters:

Select and Apply Filters

Administration

All

Test Date

All

Assessment

All

Grade Level

All

ERW Benchmark

All

Math Benchmark

All

Test Fee Waiver

☒ All☐ No☐ Yes

Absent Indicator

☒ All☐ No☐ Yes

Reset

Cancel

Apply

# Batch Score Reports

## K-12 Reporting Portal

Dakota High School

### My Scheduled Reports

Download the reports you scheduled.

File Type

Select...

File Type	Details
<a href="#">Batch Score Report PDFs</a>	Dakota High School - SAT M
<a href="#">Batch Score Report PDFs</a>	SAT December 2021 - All Gr
<a href="#">Batch Score Report PDFs</a>	PSAT/NMSQT Fall 2021 - AI

## K-12 Reporting Portal

Dakota High School

< Back

## Batch Score Report PDFs

Make selections to run a report

!

Your batch score reports are not available online. You can access your reports in the downloads section or email. It is usually ready within 30 minutes, but it can take up to 24 hours during peak times.

Test

SAT

Administration

SAT March 2023

Grade Level

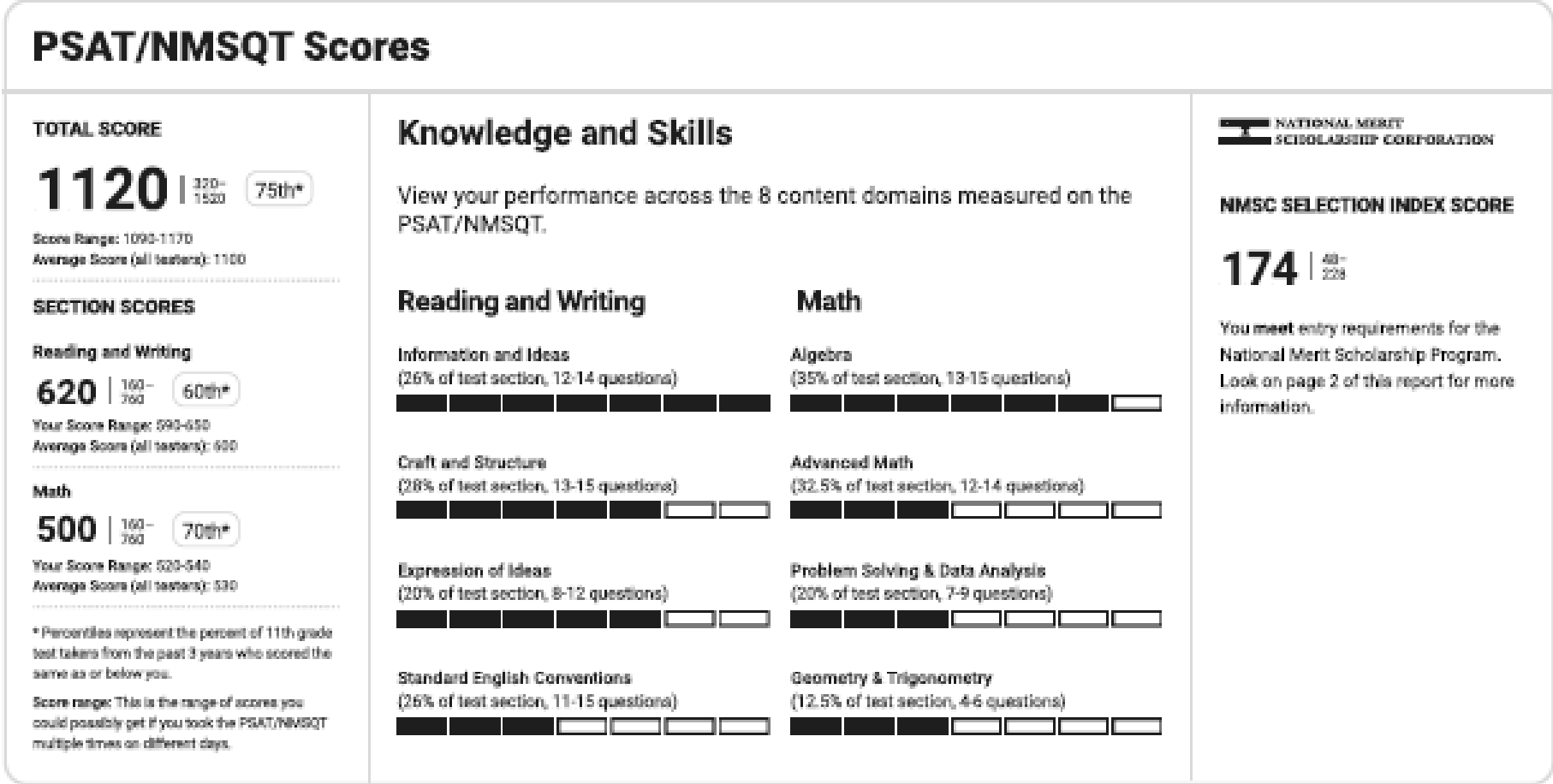
All Grades

Cancel

Schedule Report

# Student Score Report PDF

Simplified!



# This Fall: Career Insights for PSAT-Related Test Takers

## Relevant Careers in My State

### Snapshot of Growing Careers in [State]

The [PSAT/NMSQT or PSAT 8/9] can help you think about different paths to take after high school. Exploring this [sample of growing careers in your state](#) is one way to start. For personalized career options that match your interests and skills, including what’s measured on the [PSAT/NMSQT, or PSAT 8/9] go to [satsuite.org/whatsnext](#).

INTEREST AREA*	CAREER EXAMPLES	MEDIAN YEARLY INCOME IN XX	NUMBER OF JOBS	JOB GROWTH IN XX**	MOST COMMON EDUCATION LEVEL
Doers	Industrial Machinery Mechanics	\$59,000	25,600	+10%	Certificate
Persuaders	Wind Energy Operations Managers	\$63,000	24,300	+10%	Associate degree
Creators	Graphic Designers	\$46,000	8,900	+9%	Bachelor’s degree
Helpers	Critical Care Nurses	\$77,000	107,000	+3%	Bachelor’s degree
Thinkers	Mechanical Engineers	\$92,000	33,900	+3%	Bachelor’s degree
Organizers	Treasurers and Financial Controllers	\$124,000	21,100	+12%	Bachelor’s degree

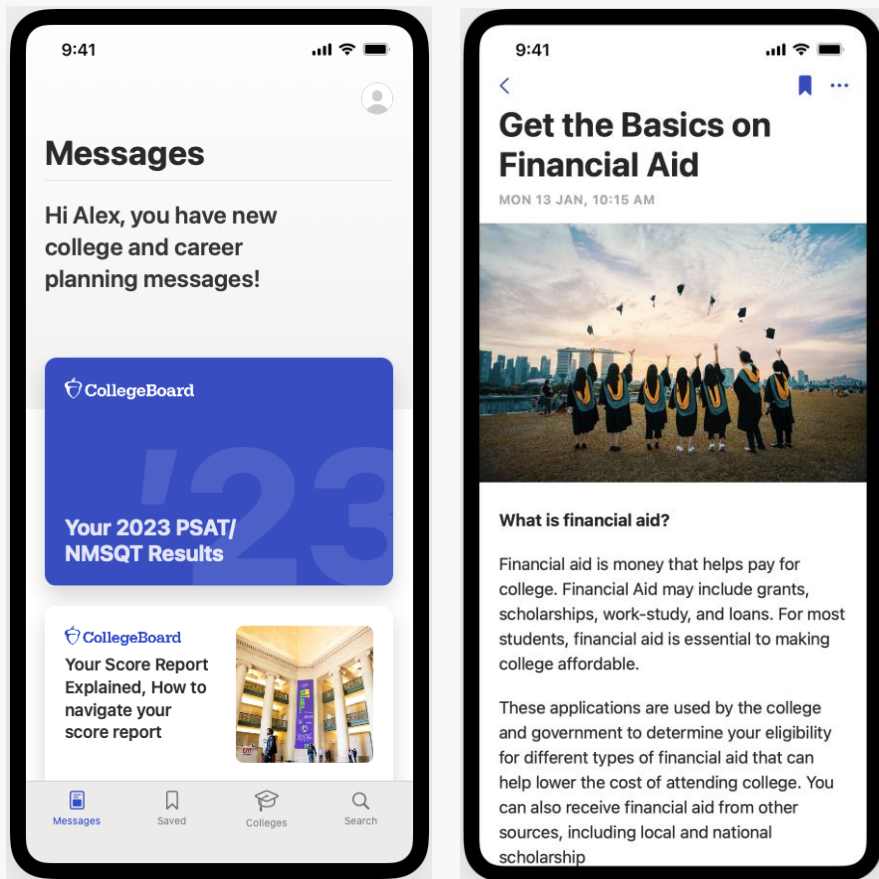
\* For more information about career insights, including interest areas, visit [satsuite.org/whatsnext](#).

\*\* Number reflects the expected number of new job openings in 2027. Percentage reflects the expected growth in new job openings between 2022 and 2027.

Data source: [Lightcast.io](#)

# Student Score Reports





When they test, students can choose to provide a mobile number that will only be used to text them information to access BigFuture School and when scores are available in the app.

*Images are current as of Fall 2023, and subject to updates*

# Introducing the BigFuture School Mobile App



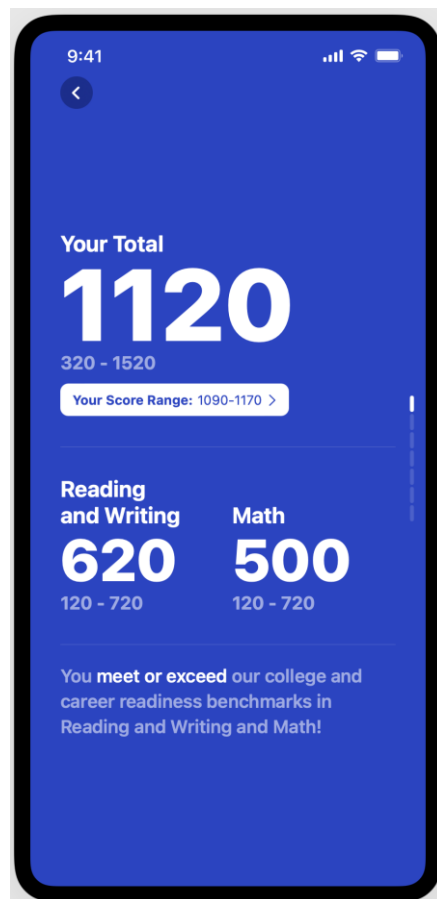
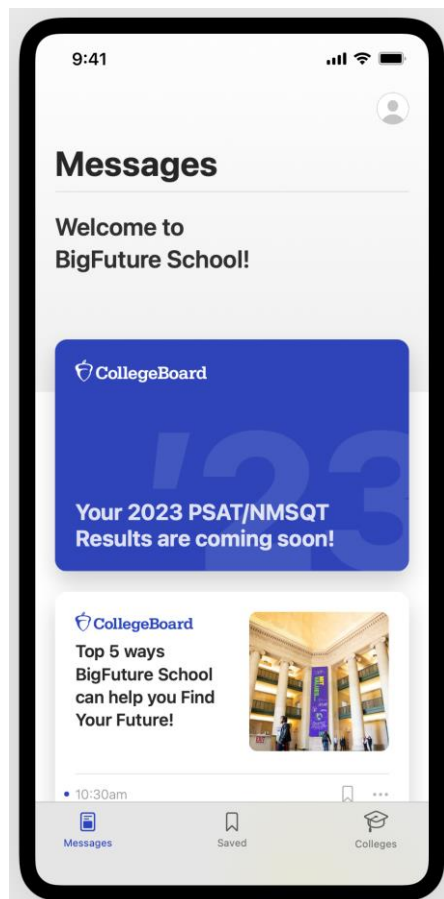
**The power to plan – in the palm of students' hands**

- Direct access to digital PSAT/NMSQT, PSAT10 and SAT School Day scores.
- Customized career guidance and information about planning and paying for college.
- Connections™—a feature exclusively for school day test takers that allows them to hear from nonprofit colleges and scholarship programs that may be a good match – without sharing personal information.

In early 2024, educators will receive aggregate information and insights about student engagement with the app and its features.

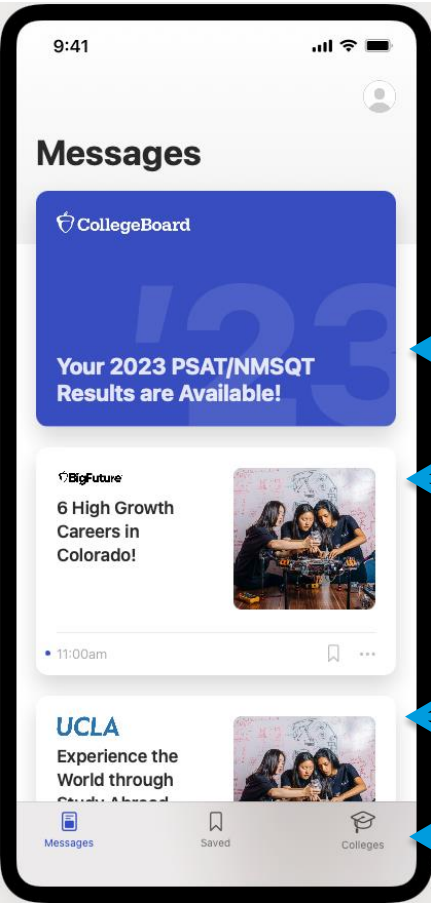


# The Benefits of BigFuture School



# Connections Feature

Giving students control over the planning process



Score alert

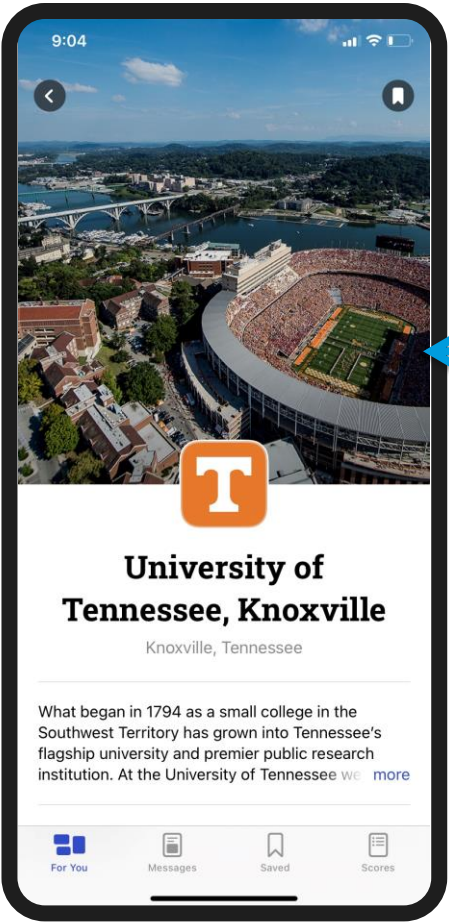
college and career info

College message view

Navigation icons

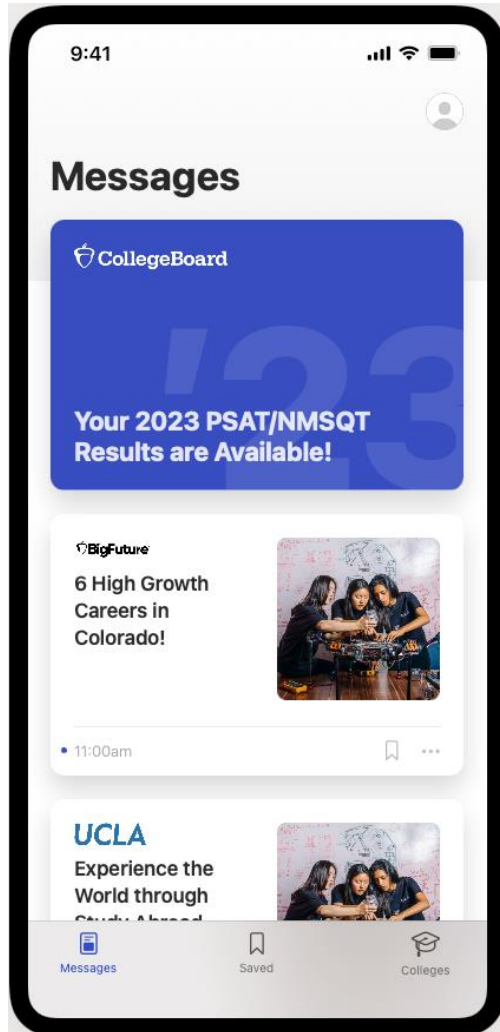


Detailed message view



College profile card

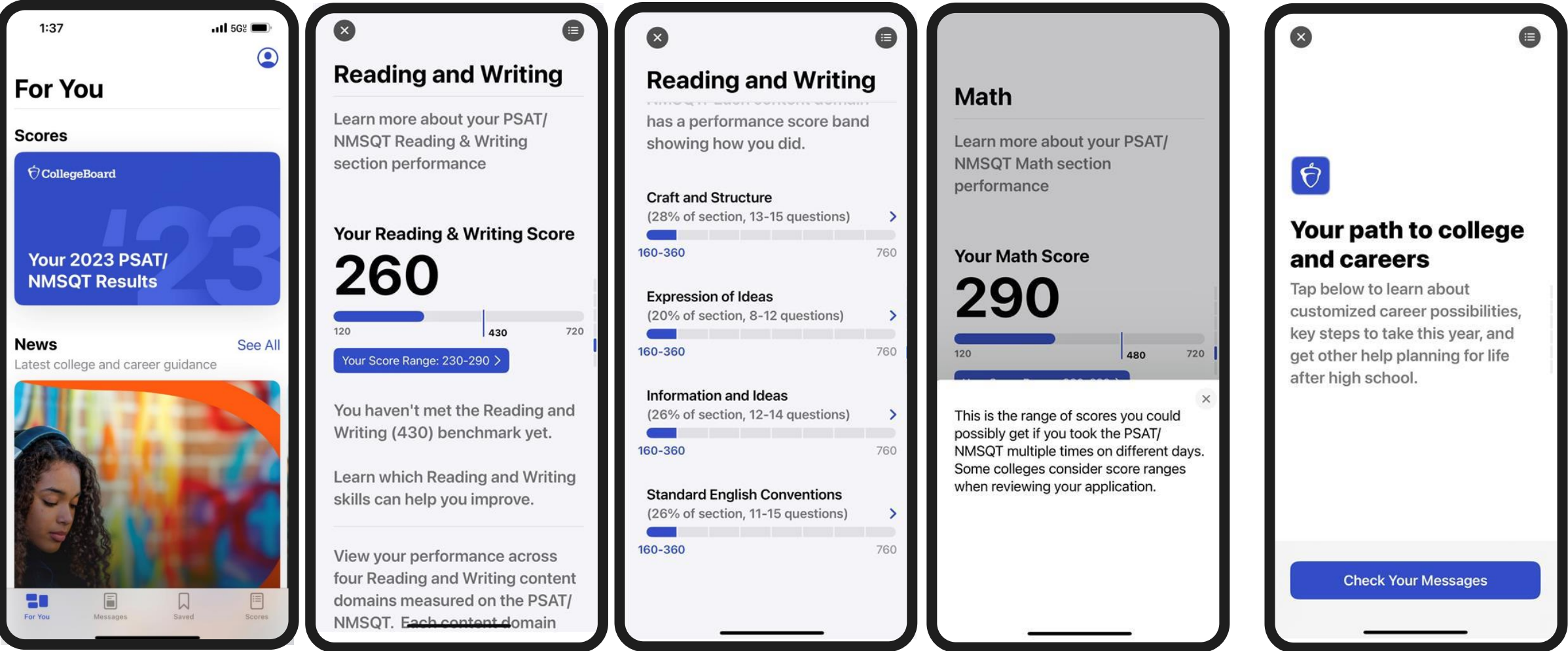
# BigFuture School: Career Insights



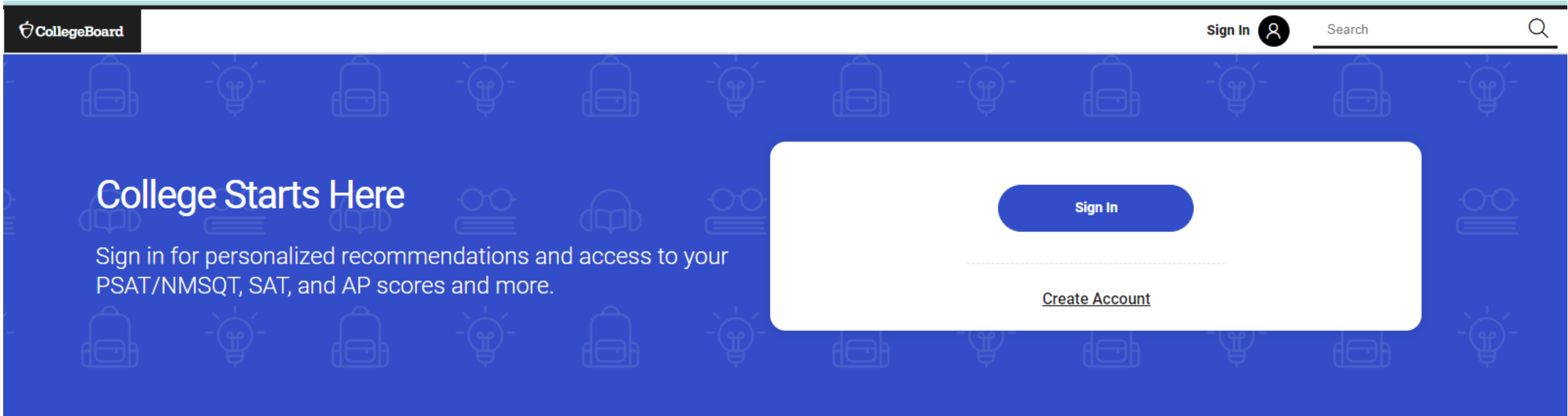


# New This Fall: BigFuture School

Students who provided a mobile number when taking the PSAT / NMSQT can access their score in BigFuture School



# College Board Account – Online Score Reports



collegeboard.org

# PSAT/NMSQT and PSAT 8/9 Online Score Report

## Score Insight

Your Score

1080

Your School (Avg.)

1233

[See All Score Comparisons](#)

Your Country

10th Percentile

10% of students scored the same as or below you

[See All Percentile Comparisons](#)

Knowledge and Skills

Dig deeper into your SAT section performance.

[See Reading and Writing Skills](#)

[See Math Skills](#)

Your Score Reports

End Demo

## Your Latest Test

SAT March 11, 2023 Administration  
Tested on: Mar 11, 2023, 11th Grade

TOTAL SCORE

1080

400 - 1600

Reading and Writing

560

Math

520

[See Score Details](#)

[Download Report](#)

You've improved 70 points since your last SAT test!

## Score Insight

Your Score

1080

Your School (Avg.)

1233

[See All Score Comparisons](#)

Your Country

10th Percentile

10% of students scored the same as or below you

[See All Percentile Comparisons](#)

Knowledge and Skills

Dig deeper into your SAT section performance.

[See Reading and Writing Skills](#)

[See Math Skills](#)

## Next Steps

[Practice and Improve](#)

[Retake the SAT](#)

[Help Colleges Find You](#)

[Send Your Scores](#)

[Get Your Personalized AP Course Recommendations](#)


## Your Future, Your Way

Need help with planning your life after high school? Our free, personalized tools can help.

- Discover 4,000+ colleges in the U.S. and worldwide
- Search over \$4 billion in scholarship opportunities
- Explore up to 1,000 careers, and more

[Explore BigFuture](#)

# Connect to BigFuture



**Your Future, Your Way**

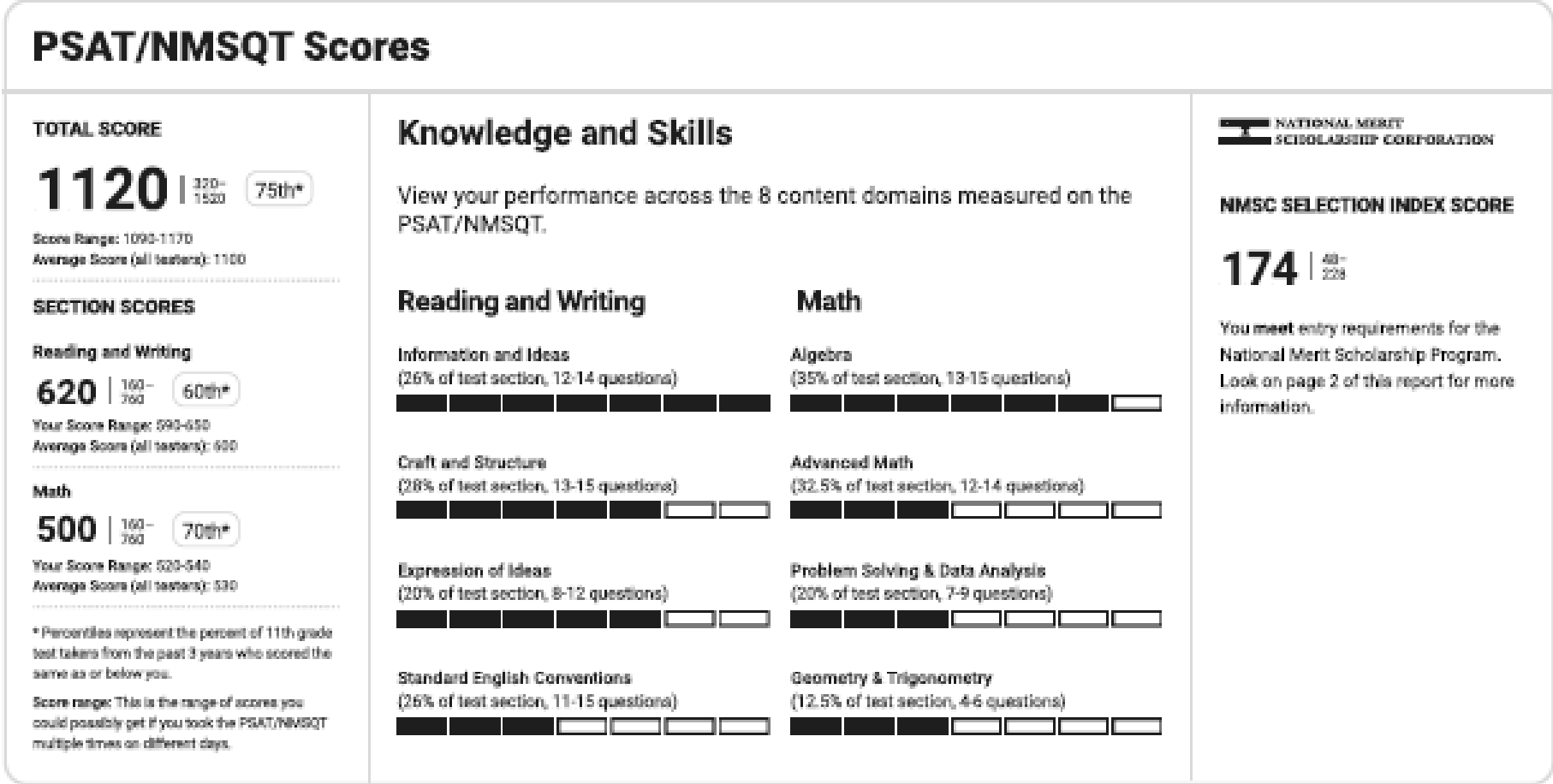
Need help with planning your life after high school? Our free, personalized tools can help.

- Discover 4,000+ colleges in the U.S. and worldwide
- Search over \$4 billion in scholarship opportunities
- Explore up to 1,000 careers, and more

[Explore BigFuture](#)

# Student Score Report PDF

Simplified!





# This Fall: Career Insights for PSAT-Related Test Takers

## Relevant Careers in My State

### Snapshot of Growing Careers in [State]

The [PSAT/NMSQT or PSAT 8/9] can help you think about different paths to take after high school. Exploring this [sample of growing careers in your state](#) is one way to start. For personalized career options that match your interests and skills, including what’s measured on the [PSAT/NMSQT, or PSAT 8/9] go to [satsuite.org/whatsnext](#).

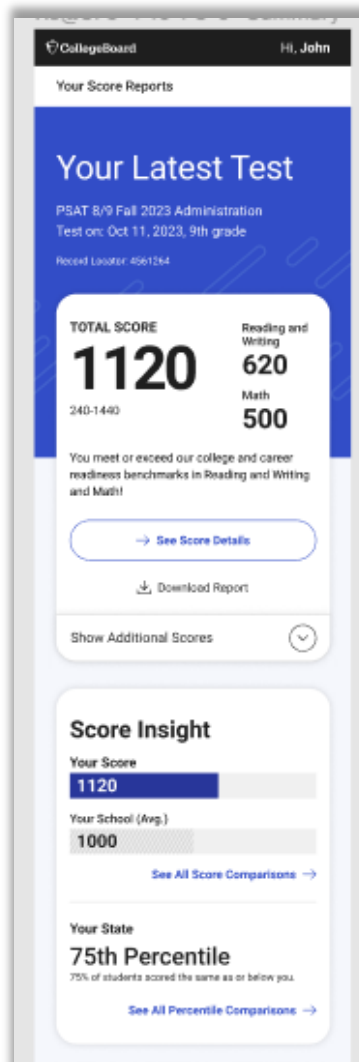
INTEREST AREA*	CAREER EXAMPLES	MEDIAN YEARLY INCOME IN XX	NUMBER OF JOBS	JOB GROWTH IN XX**	MOST COMMON EDUCATION LEVEL
Doers	Industrial Machinery Mechanics	\$59,000	25,600	+10%	Certificate
Persuaders	Wind Energy Operations Managers	\$63,000	24,300	+10%	Associate degree
Creators	Graphic Designers	\$46,000	8,900	+9%	Bachelor’s degree
Helpers	Critical Care Nurses	\$77,000	107,000	+3%	Bachelor’s degree
Thinkers	Mechanical Engineers	\$92,000	33,900	+3%	Bachelor’s degree
Organizers	Treasurers and Financial Controllers	\$124,000	21,100	+12%	Bachelor’s degree

\* For more information about career insights, including interest areas, visit [satsuite.org/whatsnext](#).

\*\* Number reflects the expected number of new job openings in 2027. Percentage reflects the expected growth in new job openings between 2022 and 2027.

Data source: [Lightcast.io](#)

# PSAT 8/9 Score Report (mobile view)



### Snapshot of Growing Career in [State]

The [PSAT/NMSQT or PSAT 8/9] can help you think about different paths to take after high school. Exploring this sample of growing careers in your state is one way to start. For personalized career options that match your interests and skills, including what's measured on the [PSAT/NMSQT or PSAT 8/9], go to [satsuite.org/whatsnext](https://satsuite.org/whatsnext).

#### CAREER EXAMPLES

Maintenance and Repair Workers	Median Yearly Income in [XX]	\$00,000
Separating, Filtering, Clarifying, Precipitating, and Still Mac	Median Yearly Income in [XX]	\$00,000
Graphic Designers	Median Yearly Income in [XX]	\$00,000
Wholesale and Manufacturing Sales Representative for Technical	Median Yearly Income in [XX]	\$00,000
Lawyers	Median Yearly Income in [XX]	\$00,000
Postsecondary Anthropology and Archeology Teachers	Median Yearly Income in [XX]	\$00,000

Source: Lightcast

\* Number reflects the expected number of new job openings in 2027. Percentage reflects the expected growth in new job openings between 2022 and 2027.

\*\* For more information about career insights, including interest areas, visit [satsuite.org/whatsnext](https://satsuite.org/whatsnext).

[Explore Careers →](#)

### CAREER EXAMPLES

Maintenance and Repair Workers	Median Yearly Income in [XX]	\$00,000
	Number of Jobs / Job Growth in [XX]*	123, 456 / +0.0%
	Most Common Education Level	High school diploma or less
	Interest Area**	Doers

### Your Future, Your Way

Need help with planning your life after high school? Our free, personalized tools can help.

- Discover 3,000+ colleges in the U.S. and worldwide
- Search over \$4 billion in scholarship opportunities
- Explore up to 1,000 careers, and more

[Explore BigFuture →](#)

#### Knowledge and Skills

Dig deeper into your PSAT 8/9 section performance.

[See Reading and Writing Skills →](#)

[See Math Skills →](#)

#### Practice and Improve

Create a free practice plan to take your skills to the next level.

[Check Out Free Practice →](#)

# PSAT/NMSQT Online Score Report (mobile view)

Hi, John

Your Score Reports

### Your Latest Test

PSAT/NMSQT Fall 2023 Administration  
Tested on: Oct 11, 2023, 11th Grade  
Record Locator: 4561254

<b>TOTAL SCORE</b>	Reading and Writing
<b>1120</b>	<b>620</b>
320-1520	Math
	<b>500</b>

You meet or exceed our college and career readiness benchmark in reading and writing!

→ See Score Details

Download Report

Show Additional Scores

### NMSC SELECTION INDEX SCORE

**174\***

48-228

You **do not** meet entry requirements for the National Merit Scholarship Program. Click the "See NMSC Details" below for more information.

→ See NMSC Details

### Score Insight

Your Score

**1120**

Your School (Avg.)

**1000**

See All Score Comparisons →

Your State

**75th Percentile**

75% of students scored the same as or below you.

See All Percentile Comparisons →

Knowledge and Skills

Discover more into your PSAT/NMSQT

Hi, John

Your Score Reports

← Back

### NMSC Selection Index

PSAT/NMSQT Fall 2023 Administration  
Tested on: Oct 11, 2023, 11th Grade  
Record Locator: 4561254  
School Code (A/CESB): 012345

NATIONAL MERIT SCHOLARSHIP CORPORATION

### YOUR NMSC SELECTION INDEX SCORE

**174\***

Selection Index Score Calculation

Reading and Writing	Math
$2(620) + 500$	$= 174^*$
10	

NMSC® uses a Selection Index score based on PSAT/NMSQT scores as an initial screen of students who enter its scholarship programs. To calculate your NMSC Selection Index score, double your Reading and Writing score and add it to your Math score. Your Selection Index score is the sum divided by 10.

### ELIGIBILITY INFORMATION

\*The asterisk (\*) next to your Selection Index score means you **will not** be considered in the National Merit Scholarship Program but is provided for guidance purposes only (Reason Code B). Check with your school for an explanation.

If you meet entry requirements detailed in the PSAT/NMSQT Student Guide and wish to enter the 2024 program, **write** to NMSC (see address below) as soon as possible for information about another route of entry; postmark DEADLINE is **April 1, 2023**

#### ELIGIBILITY QUESTIONS

Information you provided during exam set up:

- Are you enrolled as a high school student (traditional or homeschooled)?  
Yes
- When will you complete or leave high school and enroll full-time in college?  
After 2025
- How many total years will you spend in grades 9–12?  
3
- Are you a citizen of the United States?  
Yes

#### NATIONAL MERIT SCHOLARSHIP CORPORATION

National Merit Scholarship Corporation (NMSC) conducts the National Merit® Scholarship Program, an academic competition for recognition and college scholarships.

To designate students who qualify for recognition in its 2025 competition, NMSC will consider the 2023 PSAT/NMSQT® Selection Index scores of some 1.3 million test takers (usually high school juniors) who meet program entry requirements. For more information, please visit: [www.nationalmerit.org](http://www.nationalmerit.org).

If any of your responses to NMSC's "Entry Requirements" questions are inaccurate or there has been a change in plans that may affect program entry, write immediately to:

#### National Merit Scholarship Corporation

Attn: Scholarship Administration  
1560 Sherman Avenue, Suite 200  
Evanston, IL 60201-4897

Include your name, home address, and Record Locator number along with your high school name, address, and six-digit code number. If you have any questions, please contact NMSC at (847) 866-5100.






# What is the AP Potential Tool?



- Free, online tool that allows schools to generate rosters of students who are likely to score a 3 or higher on a given AP<sup>®</sup> Exam
- Based on students' performance on the PSAT/NMSQT<sup>®</sup>, PSAT<sup>™</sup> 8/9, PSAT<sup>™</sup> 10, or SAT<sup>®</sup>
- Research driven:
  - Moderate to strong correlations exist between SAT Suite scores and AP Exam results
  - SAT Suite scores are stronger predictors of students' AP Exam scores than the more traditional factors such as high school grades and grades in same-discipline coursework

# AP Potential

## Next Steps

-  Practice and Improve >
-  Retake the SAT >
-  Help Colleges Find You >
-  Send Your Scores >
-  **Get Your Personalized AP Course Recommendations** >

[< Back](#)

## AP Potential

View your personalized list of AP courses you are likely to do well in, plus whether your school offers them.

### Explore AP

If you took the PSAT™ 8/9, PSAT™ 10, PSAT/NMSQT®, or SAT®, your score report will provide you with information about which Advanced Placement (AP®) courses you're likely to do well in. AP Potential is just one measure of your potential to succeed in AP courses, so even if you don't show AP Potential for a course, your motivation and learning gains since testing may suggest you are ready. Check with your school counselor about your options.

Of the 39 AP Courses, AP Potential is calculated and reported for 9th-graders for 6, and for 10th- and 11th-graders for 24; we list the other courses for reference.

### Calculated for AP Potential

(24 Courses Total)

The AP Potential information provided below is based on your latest SAT with Essay scores.

#### Filter Options

Match Major(s) with AP Courses

Select Filter Options ▾

Hide Courses Not Offered at Your School ☐

### Showing AP Potential

Your scores indicate that you are likely to succeed in the following course(s):


#### AP Seminar

AP Seminar is a foundational course that will engage students in cross-curricular conversations that explore the complexities of academic and real-world topics and issues by analyzing ...

See More +

✗ Not Offered at Your School

See Course Details >



### Showing Some AP Potential

Your scores indicate that you could be ready for AP-level coursework in the following course(s):

#### AP Psychology

The AP Psychology course introduces students to the systematic and scientific study of human behavior and mental processes. While considering the psychologists and studies ...

See More +

✗ Not Offered at Your School

See Course Details >

### AP Potential Not Yet Demonstrated

+

### Courses with AP Potential Not Reported

(15 Courses Total)

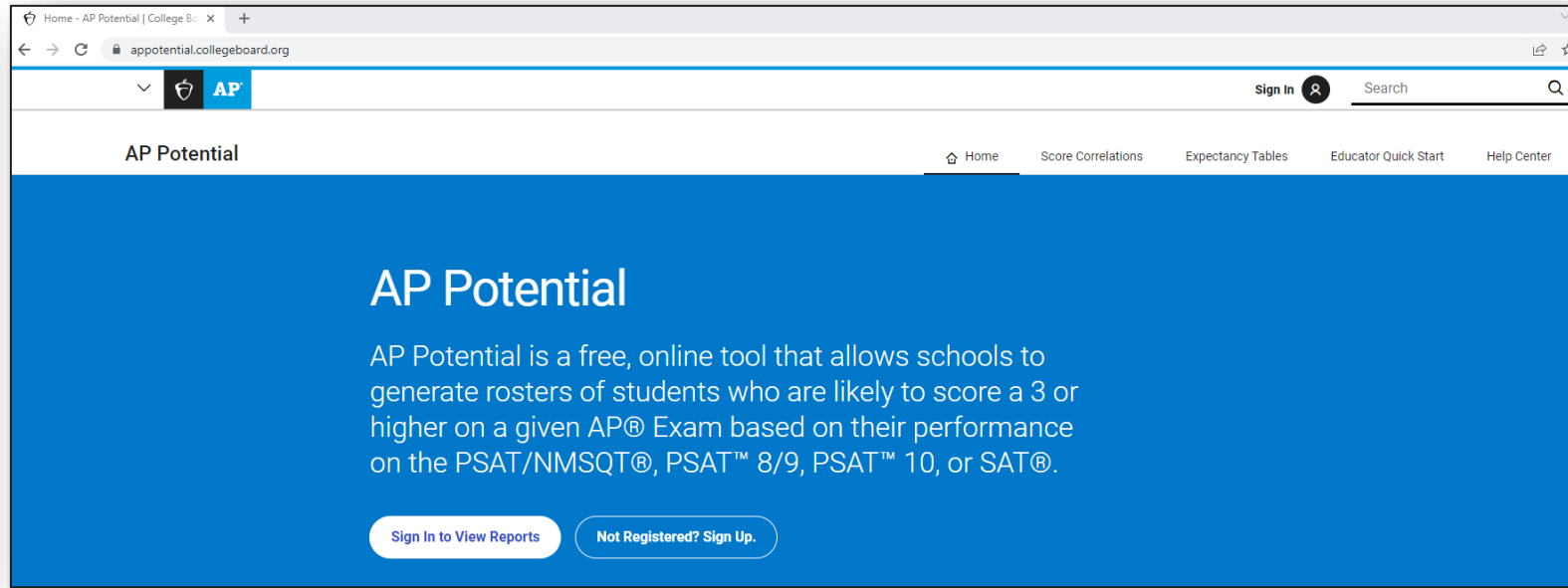
For 10th- and 11th-graders, AP Potential is reported for 24 out of 39 courses; for 9th-graders, it is reported for 6. Here are the other courses for which AP Potential is not reported for you, for your reference:

- AP 2-D Art and Design
- AP 3-D Art and Design
- AP Calculus BC
- AP Chinese Language and Culture
- AP Drawing
- AP French Language and Culture
- AP German Language and Culture
- AP Italian Language and Culture
- AP Japanese Language and Culture
- AP Latin
- AP Physics 2: Algebra-Based
- AP Precalculus
- AP Research
- AP Spanish Language and Culture
- AP Spanish Literature and Culture

Speak to your counselor to see if these courses are available at your school.

For more information on all AP courses, visit [apcentral.collegeboard.org](https://apcentral.collegeboard.org).

# Logging in to the AP Potential Tool

A login form titled 'Welcome back. Please sign in.' It contains fields for 'Username' (with the text 'laceybonner') and 'Password' (with masked characters '.....'). Below these fields is a checkbox labeled 'Remember me'. A blue button labeled 'Next' is positioned below the checkbox. Underneath the button is a link: 'Forgot username or password?'. At the bottom of the form, there is a link: 'Don't have an account? Create Account'.

- Navigate to [appotential.collegeboard.org](https://appotential.collegeboard.org)
- Enter your College Board professional account username and password



# Student Roster

[← Back](#) | [Start new search](#)

## Student Roster: Sue Landers High School (471828)

The following roster includes students identified based on your selections. A checkmark indicates the student is in the pool you defined for that subject. Click on the student's name to view student details, including gender, ethnicity, and a view of which pool the student falls into for each subject you have selected.

Subject

All Subjects

Generate Sample Letters

Download Data

Name	Grade	Biol	Psyc
		Pool: 40	Pool: 60
<div>^</div>		<div>⬆</div>	
2	11th Grade	✓	✓
	11th Grade	✓	✓
	11th Grade	✓	✓
E	11th Grade	✓	✓
(ID: 20240312)	11th Grade	✓	✓
	11th Grade	✓	✓

Students per Page

25

6 Students

# Resources



# A Centralized Resource for Communication Materials

Ready-to-use, customizable PowerPoints, flyers, videos and more

Visit: [satsuite.org/school-resources](https://satsuite.org/school-resources)

The screenshot shows the 'School and District Resource Center' page on the SAT Suite of Assessments website. The page has a blue header with the title 'School and District Resource Center'. Below the header, there is a paragraph explaining the purpose of the resource center: 'We've put together this collection of resources to help you and your staff as you prepare for and communicate with students and caregivers about the digital SAT Suite of Assessments. Below you'll find ready-to-use and customizable resources including PowerPoints, handouts, videos, and more. More resources will be added, so check back periodically.'

Below the paragraph, there are three sections:

- For Students**: A section with the text 'Use these resources to help students know what to expect and what's in it for them.' It contains two video thumbnails. The first video is titled 'What to expect with the digital PSAT 8/9' and has a duration of 02:31. The second video is titled 'What to expect with the digital PSAT/NMSQT' and has a duration of 02:45.
- Printable Student Posters**: A section with the text 'Download, print, and hang these posters in your school to help students understand the benefits of the digital PSAT 8/9 and PSAT/NMSQT.'

The screenshot shows the 'For Parents and Caregivers' and 'For Staff' sections on the SAT Suite of Assessments website. The 'For Parents and Caregivers' section has the text 'Use these resources at back to school night or anytime you want to communicate with families about the benefits for their children.' It contains three download cards:

- Principal to Parent Email Templates**: 'Use these customizable email templates to let parents and caregivers know about your school's upcoming PSAT 8/9 and PSAT/NMSQT administration, the benefits for their student, and what they should know about the transition to digital.'
- Website Copy Templates**: 'Leverage these website copy templates inform students and families of the benefits of the digital PSAT 8/9 and PSAT/NMSQT and customize with your school's administration details.'
- Flyers**: 'Share these flyers (available in English and Spanish) with parents and caregivers to help them understand the benefits of the PSAT 8/9 and PSAT/NMSQT.'

The 'For Staff' section has the text 'Use these resources to talk to your school staff about the digital Suite.' It contains two download cards:

- PSAT 8/9 and PSAT/NMSQT Flyers**: 'Share these flyers with school and district staff to help them understand the benefits of the digital PSAT 8/9 and PSAT/NMSQT.'
- BigFuture School Flyer**: 'Learn more about College Board's new BigFuture School™ mobile app for students. It's designed to spark students' interest in planning for the future by providing college and career guidance the moment they get their scores.'

# “Off-the-shelf” materials for PSAT/NMSQT

## Flyers, Poster, and Video

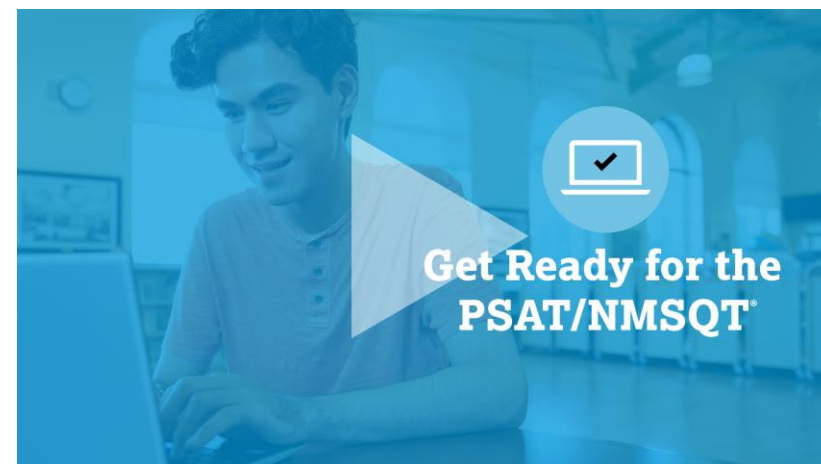
### Flyers



### Poster



### Video



[satsuite.org/school-resources](https://satsuite.org/school-resources)

# “Off-the-shelf” materials for PSAT 8/9

## Flyers, Poster, and Videos

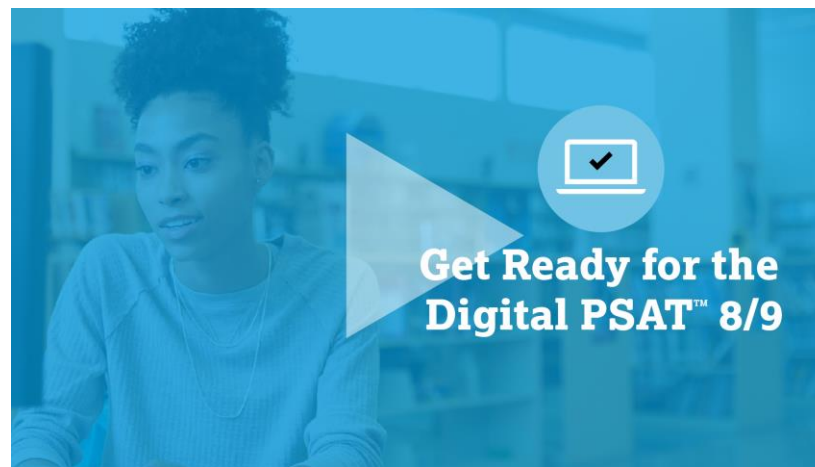
### Flyers



### Poster



### Video



[satsuite.org/school-resources](https://satsuite.org/school-resources)

# Communications Templates

## Communication templates for the digital PSAT 8/9 and PSAT/NMSQT

### Website Copy

PSAT/NMSQT CollegeBoard

Website Copy Template

Use this customizable website copy template to inform students and families about your upcoming PSAT 8/9 administration, the benefits for students, and what they and their families should know about the transition to digital. Remember to update the bold copy with important details specific to your administration before posting to your school's website.

**Headline:**  
Why We're Offering the PSAT 8/9

**Body:**  
At **[Insert School Name]**, we believe our students to own their future. The SAT/National Merit Scholarship Qualifying Test (PSAT/NMSQT) administrative details specific to your administration before posting to your school's website.

**Headline:**  
Why we're offering the PSAT 8/9

**Body:**  
As part of our college and career readiness efforts at **[Insert School Name]**, we strive to set all students up for success. That's why we're offering the PSAT™ 8/9—the first test in the SAT® Suite of Assessments—to our **[insert grade]** students. Results from this assessment help us establish a baseline for each student as they start their high school journey. The results help us focus classroom instruction and support our students' growth.

Taking the PSAT/NMSQT can also help our students to:

- Know where they are and where they want to go.
- Find out what AP® courses they're ready to take.
- Explore college and career options.

This **[fall/spring]**, the PSAT 8/9 will be administered in a new digital format that will provide an overall easier testing experience for students.

Our students will take the PSAT 8/9 on **[date or range of dates]** using **[their own school-issued device or on a device provided to them that day]** and scores will be available mid-November.

For questions about the PSAT 8/9, please contact **[insert contact information]**.

### Email Templates

PSAT/NMSQT CollegeBoard

Parent Email Template

Use this customizable email template to let parents know about your upcoming PSAT 8/9 administration, the benefits for students, and what parents should know about the transition to digital. Remember to update the bold copy with important details specific to your administration before copying and sending the email.

**Subject:**  
Why We're Offering the PSAT/NMSQT

**Body:**  
At **[Insert School Name]**, we believe our students to own their future. The SAT/National Merit Scholarship Qualifying Test (PSAT/NMSQT) administrative details specific to your administration before copying and sending the email.

**Subject:**  
PSAT 8/9: Your Child's Head Start Starts Here

**Body:**  
As part of our college and career readiness efforts at **[Insert School Name]**, we strive to set all students up for success. That's why we're offering the PSAT™ 8/9—the first test in the SAT® Suite of Assessments—to our **[insert grade]** students. Results from this assessment help us establish a baseline for each student as they start their high school journey. The results help us focus classroom instruction and support your child's growth.

Taking the PSAT 8/9 can also help your child to:

- Know where they are and where they want to go.
- Find out what AP® courses they're ready to take.
- Explore college and career options.

This **[fall/spring]**, the PSAT 8/9 will be administered in a new digital format that will provide an overall easier testing experience for students.


Your child will take the PSAT 8/9 on **[date or range of dates]** using **[their own school-issued device or on a device provided to them that day]** and scores will be released in mid-November.

If you or your child have questions about the PSAT 8/9, please reach out to me or your child's counselor—we can help!

### PowerPoint Slides

SAT Suite

What you need to know about the digital SAT Suite of Assessments



[satsuite.org/school-resources](https://satsuite.org/school-resources)





# More for **education professionals**



Learn more about the digital SAT at  
**[sat.org/digital](https://sat.org/digital)**

Opportunities for engagement coming soon including:

- ✓ Q&A sessions
- ✓ Webinars, conferences, and workshops
- ✓ Focus groups and small group virtual discussions

# Thank You

Lana Sveda  
Senior Director, State and  
District Partnerships  
College Board

Dr. J Sharee Eggleston  
Associate Director, State and  
District Partnerships  
College Board

