

CCMR:

Tracking and Leveraging Indicators for Increasing Outcomes

Haily Rambo

**Coordinator of Testing and Accountability
Region 12 ESC**

CCMR Check In



Agenda

- What is the definition of CCMR Indicator?
- Why does CCMR matter?
- What qualifies as a CCMR Indicator?
- How does it impact A-F Accountability?
- How does it impact CCMR outcome bonuses?
- How can we track it?
- What happens if our systems are not effective?
- How do we use the Tracker and Verifier?



What is a CCMR Indicator?

A singular point (1.0) earned by a student in a given group that achieves one of the measures that signifies a student is considered College, Career, or Military Ready by standards outlined in statute.

Why does CCMR Matter ?

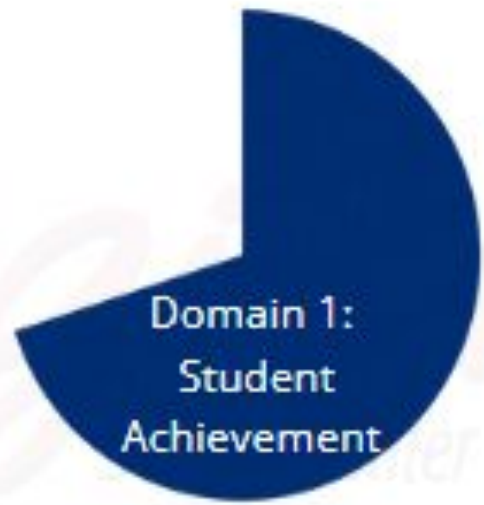





“Without bold action, Texas faces a future of diminished incomes, opportunities, and resources. The 60x30TX Plan is designed to ensure that a competitive and prosperous future remains for students seeking to better their lives and the lives of their families.”

[Texas Higher Education Strategic Plan 2015-2030](#)

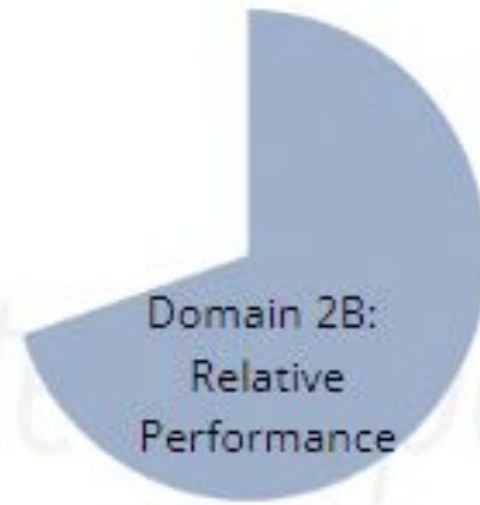
Accountability



or




or



plus



or



or



plus



What qualifies as a CCMR Indicator?



CCMR Indicators are designated in each year's Accountability Manual and are derived from statute.

**Met Texas
Success Initiative
in RLA & Math**

**Earn Dual Credit
Course Credit**

**Met Criteria on
AP/ IB exam**

**Earn an
Associates
Degree**

**Complete an
OnRamps Dual
Enrollment
Course**

**Earn an Industry
Based
Certification***

**Graduate with an
IEP and
Workforce
Readiness Code**

**Enlist in Armed
Forces or Texas
National Guard**

**Graduate Under
an Advanced
Diploma Plan as
a current SPED
student**

**Earn a Level I or
Level II
Certificate**



ESC 12 CCMR Indicators Infographic



College Readiness

- Earn an Associates Degree by 8/31 following graduation
- Earn Dual Credit (3 hrs Math/RLA **or** 9 hrs other subjects)
- Score ≥ 3 on AP exam or ≥ 4 on IB exam
- Complete OnRamps Dual Enrollment Course
- Graduate under an Advanced Diploma Plan as a current SPED student
- Meet Texas Success Initiative Criteria in at least one selection from RLA **and** one selection from Math



TSI Criteria

A graduate must meet the Texas Success Initiative (TSI) requirements for **BOTH** RLA and mathematics but does not necessarily need to meet them on the same assessment.

RLA

- Earn 1.0 credit by completing a College Prep ELA Course (defined by TEC 28.014)
- **TSIA** : Reading ≥ 945 and Essay ≥ 5 **OR** Reading < 945 , Essay ≥ 5 , and Diagnostic ≥ 5
- **SAT**: EBRW ≥ 480
- **ACT**: **PRIOR** Feb. 15, 2023: English ≥ 19 and Composite ≥ 23
AFTER Feb. 15, 2023: Combined English & Reading ≥ 40

Math

- Earn 1.0 credit by completing a College Prep Math Course (defined by TEC 28.014)
- **TSIA after** : Math ≥ 950 **OR** Math < 950 and Diagnostic ≥ 6
- **SAT**: Math ≥ 530
- **ACT**: **PRIOR** Feb. 15, 2023: Math ≥ 19 and ≥ 23 Composite
AFTER Feb. 15, 2023: Math ≥ 22

Students who took ACT before & after this date can mix records to create best score combination
Please note that TSIA 1.0 taken prior to 1/11/21 has different score cut point minimums



Career Readiness

- Earn an Industry Based Certification within Program of Study in accordance to phase-in toward completer status as outlined in A-F Manual
- Earn a Level I **OR** II Certificate
- Graduate with IEP **AND** Workforce Readiness code 04, 05, 54, 55



Military (DD Form 4 **REQUIRED**)

- Enlist in the Armed Forces **OR** Texas National Guard



Local CCMR
Tracking Document

Contact ESC Region 12

- TJ Arndt, CTE Coordinator | tarndt@esc12.net
- Becky Lane, Education Specialist | becky.lane@esc12.net
- Haily Rambo, Coordinator of Testing and Accountability | haily.rambo@esc12.net

Mix and Match

Texas Success Initiative (TSI) Criteria

TSI Criteria

A graduate must meet the Texas Success Initiative (TSI) requirements for **BOTH** RLA and mathematics but does not necessarily need to meet them on the same assessment.

RLA

- Earn 1.0 credit by completing a College Prep ELA Course (defined by TEC 28.014)
- **TSIA** : Reading ≥ 945 and Essay ≥ 5 **OR** Reading < 945 , Essay ≥ 5 , and Diagnostic ≥ 5
- **SAT**: EBRW ≥ 480
- **ACT**: **PRIOR** Feb. 15, 2023: English ≥ 19 and Composite ≥ 23
AFTER Feb. 15, 2023: Combined English & Reading ≥ 40

Math

- Earn 1.0 credit by completing a College Prep Math Course (defined by TEC 28.014)
- **TSIA after** : Math ≥ 950 **OR** Math < 950 and Diagnostic ≥ 6
- **SAT**: Math ≥ 530
- **ACT**: **PRIOR** Feb. 15, 2023: Math ≥ 19 and ≥ 23 Composite
AFTER Feb. 15, 2023: Math ≥ 22

Please note that TSIA 1.0 taken prior to 1/11/21 has different scoring cut point minimums

College Prep Courses

 TEC 28.014

For students in 12th grade

Qualification Options:

- EOC does not meet college readiness
- Coursework, college entrance exam, or assessment instrument indicates student is not ready for entry level college coursework

Aligned district and partnering institute of higher education in MOU.

CHANGE PENDING: COLLEGE PREP APPROVAL PROCESS, Caveat in the current A-F Manual

Note Endorsement Restrictions!

Industry Based Certifications

 [Current IBC List](#)





 [IBC Phase in timeline](#)

- Class of 2023: Earned an IBC
- Class of 2024: Earned an IBC + Level II Course
- Class of 2025: Earned an IBC + Concentrator
- Class of 2026: Earned an IBC + Completer

attempt, pass, earn



Industry Based Certifications

-  Autocoding process: Completer vs Concentrator
-  Programs of Study (note level of courses)
-  Program of Study Alignment to Endorsement
-  CTE Courses for Academic Credit *



attempt, pass, earn

Other CCMR Indicators

 Level I or Level II Certification

 OnRamps

Dual Credit:

3 hours in Math or English

9 hours in any other subject (including DC CTE)

AP test: 3 or higher

IB test: 4 or higher

Earn an Associates Degree by 8/31 of their HS graduating year.



Other CCMR Indicators

- 🔗 Armed Forces / National Guard as documented on DD Form 4 & submitted in TEAL (Spring 2024).
- 🔗 Special Education Students:
 - Graduate with Workforce Readiness Grad Code 54, 55, 04, or 05.
 - Recommended High School Plan (RHSP), Distinguished Achievement Plan (DAP), Foundation High School Plan with an Endorsement (FHSP-E), or Foundation High School Plan with a Distinguished Level of Achievement (FHSP-DLA).



What are the data sources?

PEIMS

- IBC & Program of Study
- Dual Credit Courses
- IEP Graduation Codes
- SPED & Advanced Degree Plan
- College Prep

Not able to be corrected after final submission unless error is on TEA or ESC

Vendor

- ACT
- SAT/ AP
- IB
- TSIA
- OnRamps
- Level I & Level II certificates

Only able to be corrected through contacting vendor directly

CCMR Data Sources

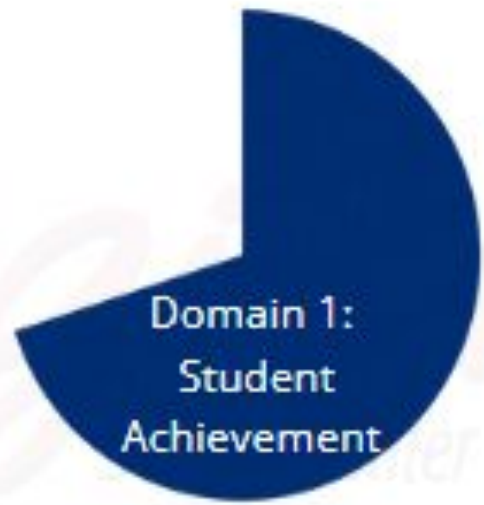
PEIMS Submission Dates




Why does CCMR Matter ?

- Student opportunities
- A-F Accountability / school rating
- Money

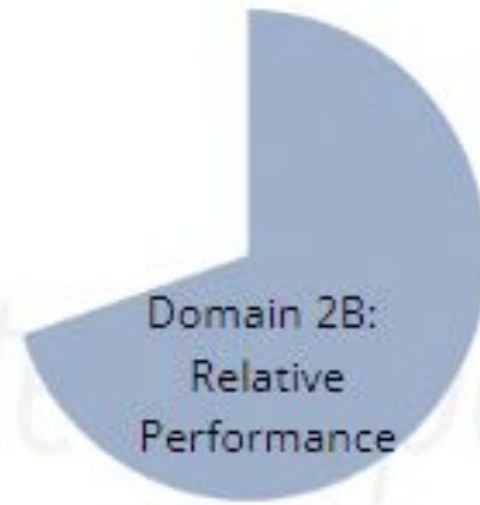
Accountability



or




or



plus



or



or

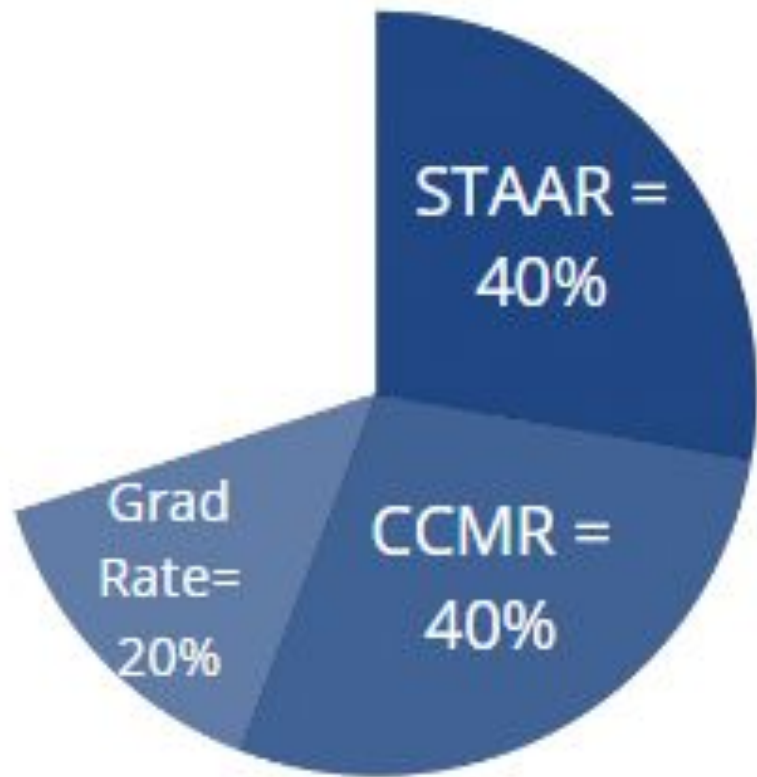


plus





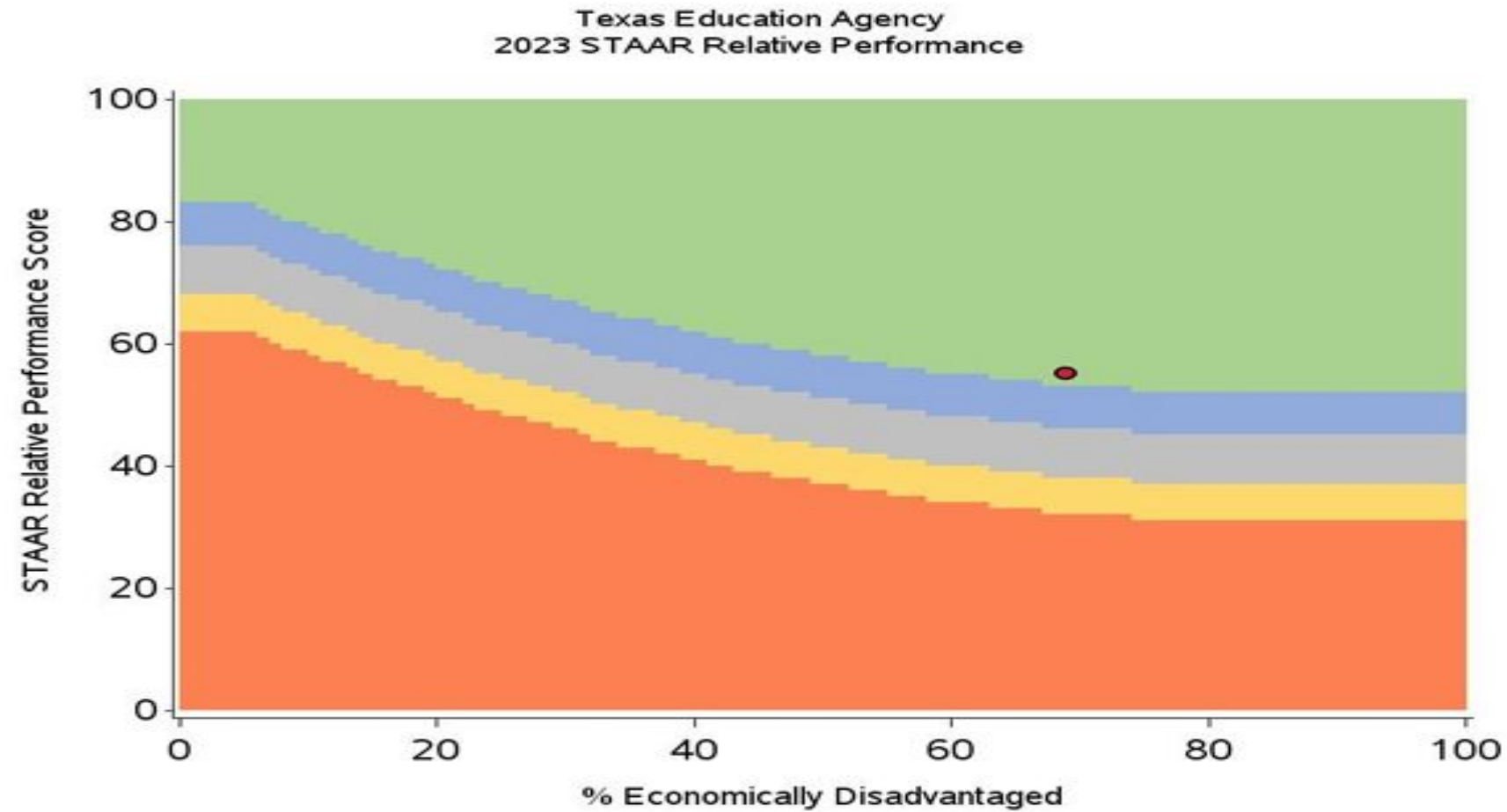
12



Domain 1: Student Achievement

Number of Graduates who earn at least one CCMR indicator

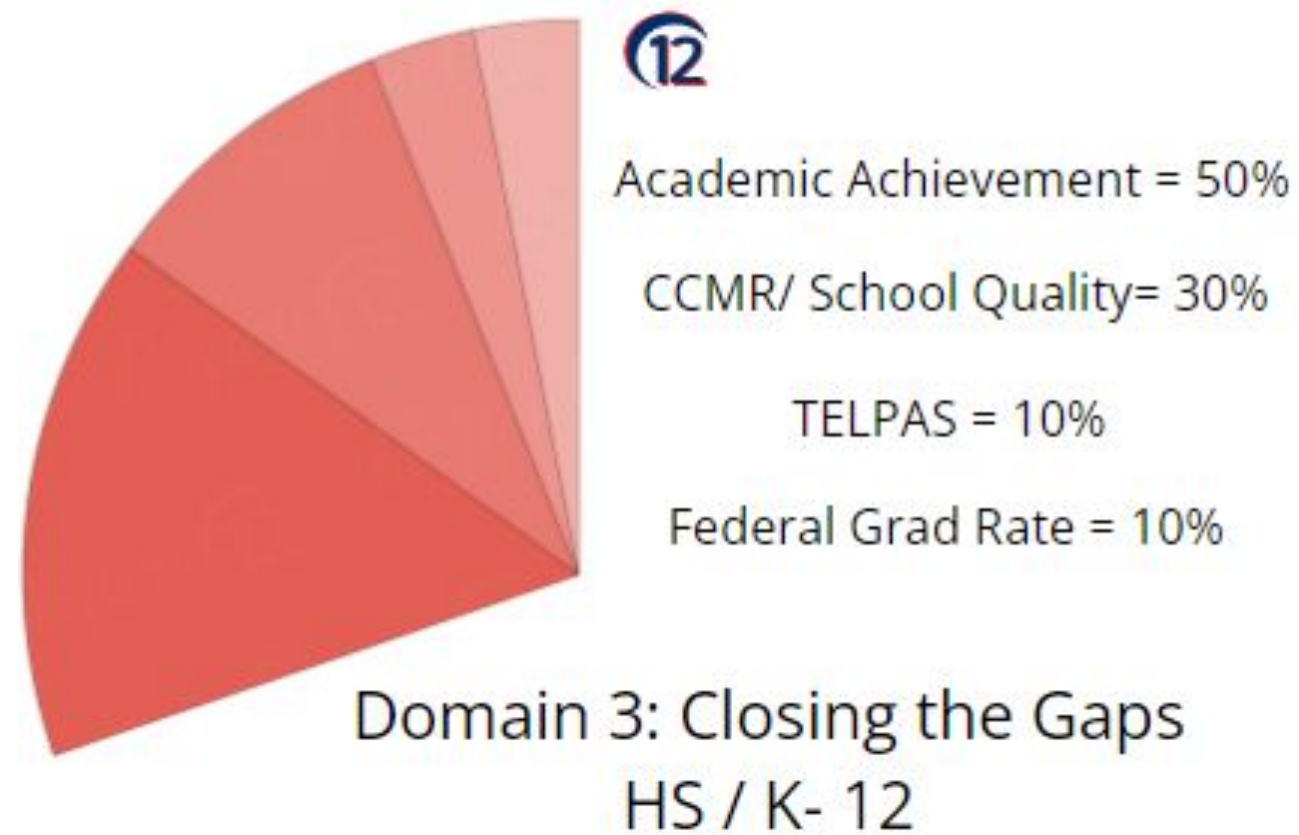
Number of Annual Graduates (through 8/31)



Domain 2B: Relative Performance

CCMR Raw Component Score compared to Eco Dis Rate on Snapshot day averaged with STAAR compared to Eco Dis Rate

Domain 3: Closing the Gaps



Number of Graduates who earn at least one CCMR indicator

Number of Annual Graduates *plus* students in grade 12 during the school year

broken down into student sub pops

Domain 3: Closing the Gaps

	Targets	All Students	African American	Hispanic	White	American Indian	Asian	Pacific Islander	Two or More Races	High Focus	EB/EL ¹ (Current & Monitored)	Eco Dis	SpEd (Current)	SpEd (Former)	Cont Enrolled
CCMR	2023 Target	63%	47%	60%	71%	58%	84%	51%	63%	56%	51%	56%	64%	45%	67%
	Next Interim Target (2027-28 through 2031-32)	73%	57%	70%	79%	68%	88%	61%	73%	66%	61%	66%	74%	55%	76%
	Long Term Target (2037-38)	93%	77%	90%	95%	88%	95%	81%	93%	86%	81%	86%	94%	75%	95%

New from 2023:

Performance in respect to targets earn between 0-4 points for each evaluated sub-population

CCMR in Distinction Designations

Academic Achievement Distinction Designations:

- AP
- IB
- Dual Credit
- SAT/ ACT Performance and Participation

Post Secondary Readiness

- TSI Criteria Graduates
- CCMR Graduates
- AP/ IB performance

CCMR Outcomes bonuses

CCMR does not automatically = CCMR OB.

CCMR Indicator	CCMR in Accountability	CCMR in Outcomes Bonus
College Ready	<p>Meets Texas Success Initiative (TSI) criteria <i>or</i> Earns dual course credits <i>or</i> Meets criteria on AP/IB exams <i>or</i> Earns an associate degree <i>or</i> Qualifies for OnRamps course credits</p>	<p>Earns an associate degree by August 31st immediately following high school graduation ----- OR ----- Meets ACT, SAT, or TSI college readiness criteria (college prep courses not applicable), <i>and</i> enrolls at a postsecondary educational institution immediately following high school graduation</p>
Career Ready	<p>Earns an industry-based certification and aligned program of study completer* <i>or</i> Graduates with completed IEP and workforce readiness <i>or</i> Graduates with an advanced diploma plan and received special education services <i>or</i> Earns a level I or level II certificate</p>	<p>Meets ACT, SAT, or TSI college readiness criteria (college prep courses not applicable), <i>and</i> Earns an industry-based certification* <i>or</i> earns a level I or level II certificate by August 31st immediately following high school graduation</p>
Military Ready	<p>Enlists in the U.S. Armed Forces/Texas National Guard <u>Not Applicable for 2019-2022 graduates. 2023 Graduates will be reported for 2024 Accountability</u></p>	<p>Enlists in the U.S. Armed Forces/Texas National Guard <u>Not Applicable for 2019-2022 graduates. 2023 graduates will be reported for 2024 Outcomes Bonus</u></p>

CCMR Outcome Bonuses

How Much Money ?

	District Funding	
Non Eco Dis	\$3,000	per student above 24%
Eco Dis	\$5,000	per student above 11%
Special Education	\$2,000	per student above 0%

**lags 2 years*

CCMR Outcomes Bonuses

Different Funds =
Slightly Different Rules

CTE funding
and

 CCMR outcomes bonus



Hypothetical ISD*: A Case Study


Hypothetical ISD*

Tracked their CCMR Indicators

Expected a CCMR Rate of over 85%

Had students earning CCMR through assessments, CP Courses, dual credit, and IBCs.

Was completely blindsided when TEAL data reported 40% CCMR Rate



Hypothetical ISDs

“XYZ courses were on student transcripts, but they did not count for accountability purposes because on the attached report (CCMR from TEAL), it says the student did not meet CCMR criteria.”

Send me the list of students you tracked locally.

“Here is a list of our students and how they were tracked by the counselor”

Send me the transcripts, PEIMS reports, and the list of Service IDs for the courses for that year

“We found the PEIMS Submission reports from that year, can you take a look and figure out why they are blank? The classes are on the students transcripts, so they should not be blank...”

PEIMS Submission Reports

Texas Education Agency
PDM4-133-004
v22.4.1

*** CONFIDENTIAL ***

LEA: [REDACTED]

TSDS PEIMS STUDENT COURSE COMPLETION DETAIL

LEA-level Data | All Courses Completed

Campuses: ALL

2021 - 2022 Extended Year Collection, Working Submission

Friday 12/01/2023 11:00 AM

Page 1 of 1

<u>Student Name</u>	<u>Unique ID</u>	<u>Local ID/ Student ID</u>	<u>Grd Lvl</u>	<u>Service ID</u>	<u>Course Description</u>	<u>Class ID</u>	<u>Crs Seq</u>	<u>Begin Date</u>	<u>End Date</u>	<u>Pass/ Fail</u>	<u>P/F Code</u>
---------------------	------------------	---------------------------------	--------------------	-----------------------	---------------------------	-----------------	--------------------	-------------------	-----------------	-----------------------	---------------------

* * * No Data to Report * * *

Texas Education Agency
PDM4-133-001
v22.4.3

*** CONFIDENTIAL ***

LEA: [REDACTED]

TSDS PEIMS STUDENTS WITH DUAL CREDIT COURSES AND COLLEGE CREDIT HOURS

LEA-level Data

Campuses: All Campuses

2021 - 2022 Extended Year Collection, Working Submission

Friday 12/01/2023 11:00 AM

Page 1 of 1

<u>Student Name</u>	<u>Unique ID</u>	<u>Local ID</u>	<u>Student ID</u>	<u>Gr</u>	<u>Service ID</u>	<u>Course Description</u>	<u>Class ID</u>	<u>Course Sequence</u>	<u>Course Finish</u>	<u>Pass/Fail Credit</u>	<u>College Credit Hours</u>
---------------------	------------------	-----------------	-------------------	-----------	-------------------	---------------------------	-----------------	----------------------------	--------------------------	-----------------------------	-------------------------------------

* * * No Data To Report * * *

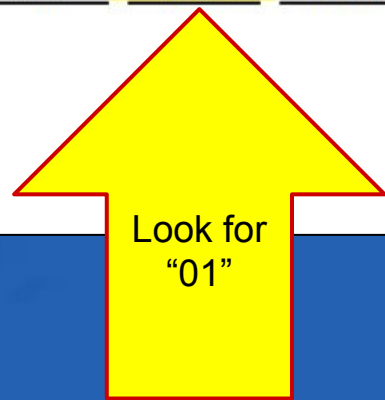
PEIMS Submission Reports

Texas Education Agency
PDM1-120-021
v24.1.2
*** CONFIDENTIAL ***

TSDS PEIMS INDUSTRY-BASED CERTIFICATION ROSTER
LEA-level Data
Campuses: All Campuses
2024-2025 Fall, Accepted Submission

Student Name	Unique ID	Local ID	Student ID	Sex	Ethnicity/ Race	Date of Birth	Post-Sec Cert Lic Code	Post-Sec Cert Lic Result	Certification Eff Date	Ver Co
--------------	-----------	----------	------------	-----	--------------------	------------------	------------------------------	--------------------------------	---------------------------	-----------

IBC reporting codes
01 = Earned
02 = Passed



Service ID	Course Description	Seq	01	02
			5	1
CP110100	CPELA	1	3	0
		2	8	0
			11	0
CP111200	CPMAT	1	7	0
		2	3	0
			10	0

Course Sequence Codes are not Semester 1 and Semester 2.

The Impact on Hypothetical ISD on Accountability & Outcomes Bonuses

Incorrect CCMR

Rating Estimation: F
Outcome Bonuses:
\$19,000

Correct CCMR

Rating Estimation: C
Outcome Bonuses:
\$103,000

CCMR Data Sources

TEAL Tracker vs Verifier

TEAL Accountability

[What's New](#)[Performance Reporting](#)[Performance-Based Monitoring](#)[Research & Analysis](#)[College, Career & Military Prep](#)[House Bill 3](#)

2023 College, Career, and Military Readiness (CCMR)

Verifier Window: May 24 to June 21, 2023

The **CCMR Verifier** provides districts an opportunity to verify the accuracy of their CCMR data and, if needed, submit official documentation to correct data. CCMR data is shown for 2021-22 annual graduates and non-graduating 12th graders for 2023 Accountability Ratings. For additional information, view the [CCMR Verifier Data Requirements](#) and the [CCMR Verifier one pager](#). To view a previous demonstration of the CCMR Verifier, [click here](#). For assistance with completing the CCMR verification process, please contact your local [education service center](#). If no discrepancies are found, no action is required.

[CCMR Verifier Application](#)

The **CCMR Tracker** allows districts to identify and target resources toward high school students who have yet to demonstrate college, career, or military readiness.

Updated August 4, 2023 the CCMR Tracker includes the type of Industry Based Certification (IBC) a student has earned and if the IBC is on the sunseting list. The sunseting limit is applied within the Student Achievement and School Progress, Part B: Relative Performance Domains. For more information please see the [CCMR Tracker Guide to New IBC Features](#).

Please note, the CCMR Tracker, includes CCMR outcomes reported though TSDS PEIMS, TSIA results, OnRamps course completion, SAT, ACT, AP, I IB, and level IIII certificates through the 2021-22 school year. To learn more about the data sources, please see the [Interpreting CCMR Tracker Methodology and Source](#).

No action is required. Districts cannot submit data corrections for this report; it's for informational purposes only. If districts find data errors, they should work with testing vendors to make corrections prior to the student's graduation.

Large districts may experience issues downloading their data files as Excel documents. If experiencing any issues please download the data as a CSV.

[CCMR Tracker Application](#)

Consider using the Tracker for students at the beginning of their senior year to compare to local tracking spreadsheet.

PEIMS & A-F Ratings

General Considerations

The basis for appeals should be a data or calculation error attributable to TEA, an ESC, or the testing contractor(s). The appeals process is not an appropriate method to correct data that were inaccurately reported by the district. A district that submits inaccurate data must follow the procedures and timelines for resubmitting data (e.g., the Texas Education Data Standards). Appeals based on poor data quality will not receive favorable consideration. Poor data quality can, however, be a reason to lower a district's accreditation status (TEC §39.052[b][2][A][i]). When a district or campus rating is changed as the result of an appeal, the data, and calculations on which the original rating was based are not changed; only the rating and affected scaled scores are changed. The Accountability Report Card and all other reports related to accountability for the current school year (e.g., School Report Cards, TAPR, etc.) will include the same data and calculations as do the original reports.

The appeals process is not a permissible method to correct data that were inaccurately reported by the district or charter school. Appeals from districts and charter schools that missed data resubmission window opportunities are denied. Appeal requests for data corrections for the following submissions are not considered:

CCMR Tracker

CCMR Tracker -

- In TEAL
- previous year's data
- informational only
- Lags - one year old data
- PEIMS from previous year submissions are visible
- Updated 2x a year

You cannot correct PEIMS after the final data source's submission date.

CCMR Accountability Data Sources as of January 2024

CCMR Verifier

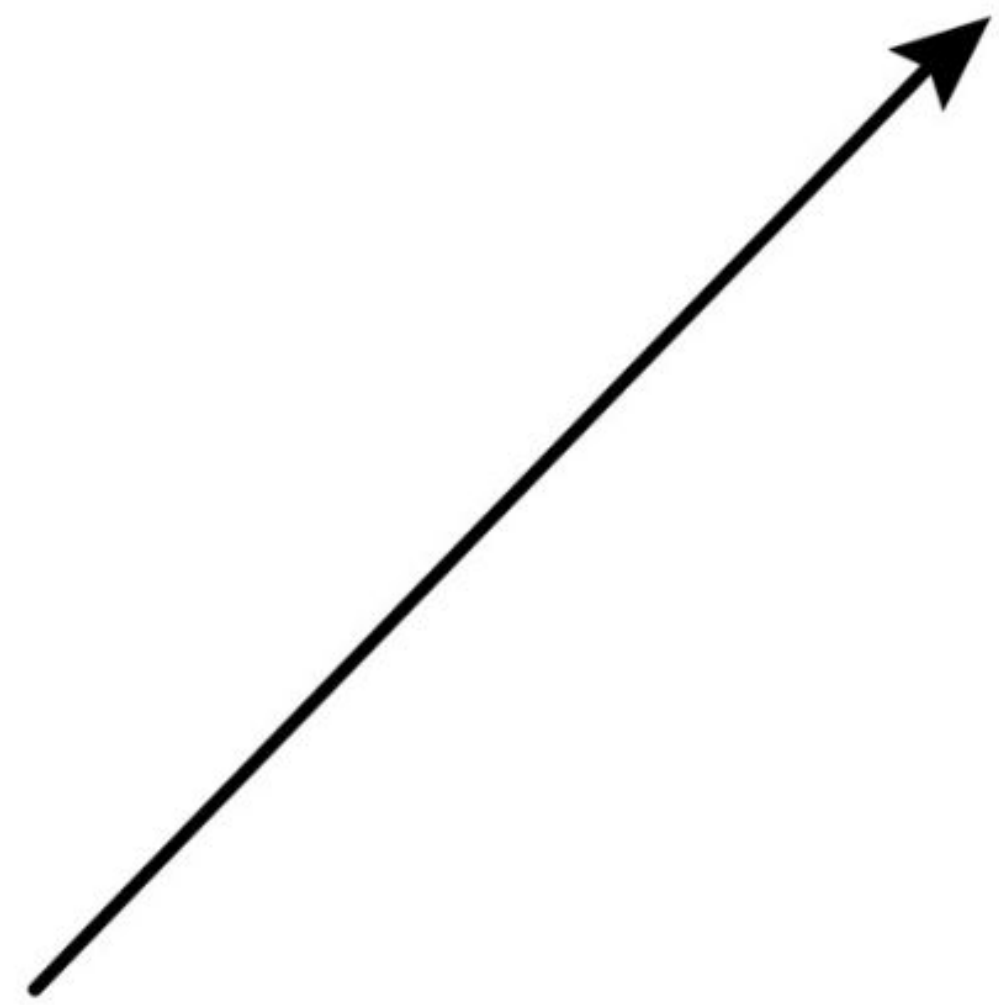
- CCMR Verifier-
 - TEAL
 - Graduates from prior year
 - Window is limited
 - PEIMS is not shown!
 - Correction on Assessment indicators - contact vendor
 - Use local tracking / CCMR Tracker to compare to PEIMS data
 - Late Spring Release
 - Verifier Walkthrough

CCMR Accountability Data Sources as of January 2024

Referenced Links

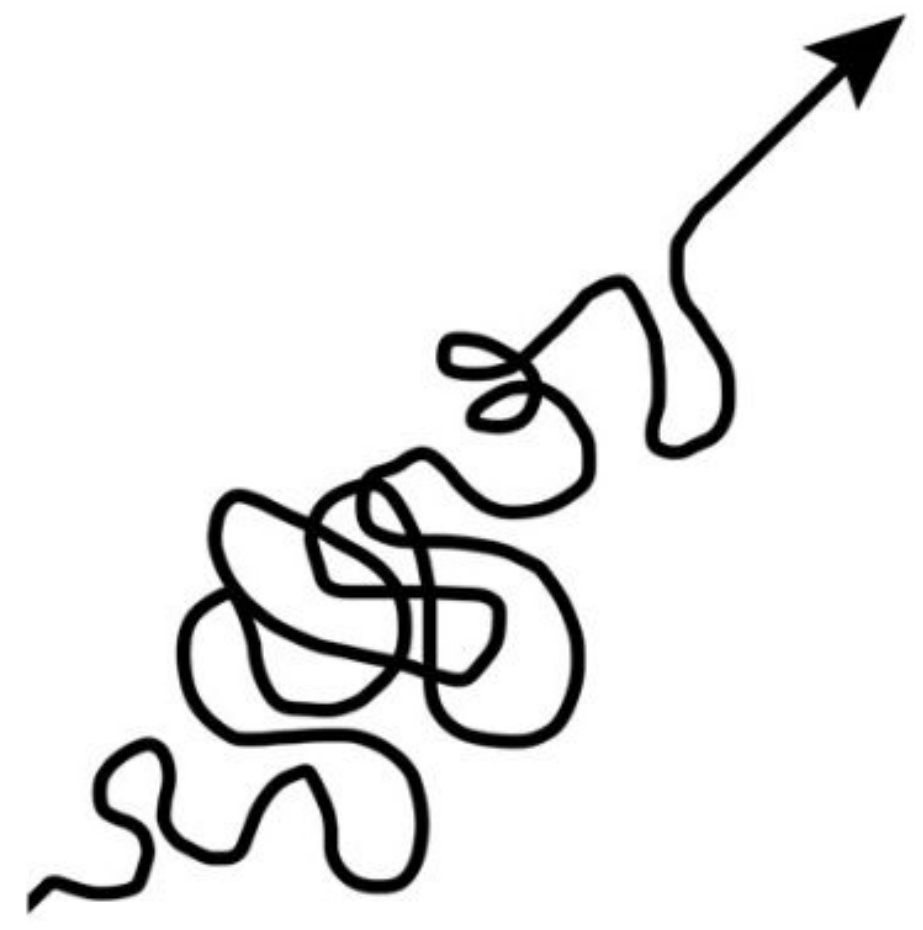
- [CCMR Indicators from A-F Manual](#)
- [Texas Higher Education Strategic Plan 2015-2030](#)
- [TSI Criteria from A-F Manual](#)
- [College Prep Course Statute](#)
- [IBC List 2022-2024](#)
- [IBC Phase in Timeline](#)
- [Sunsetting IBC list](#)
- [CCMR Autocoding - Concentrator / Completer](#)
- [Programs of Study](#)
- [CTE Landing Page](#)
- [CTE Courses for Academic Credit](#)
- [IBCs aligned to programs of study](#)
- [Level I / II Certifications](#)
- [OnRamps](#)
- [SPED Graduation Flowchart](#)
- [CCMR Outcome bonus report](#)
- [CCMR in A-F vs Bonuses](#)
- [CCMR OB Allowable Expenses](#)
- [Region 12 CCMR Tracking Spreadsheet](#)
- [Link to CCMR Tracker guide to new IBC Features](#)
- [Link to CCMR Verifier one pager](#)
- [Link to C-CMR Verifier Data Requirements](#)
- [CCMR Tracker from A-F Manual](#)
- [Verifier Walkthrough](#)
- [CCMR Accountability Data Sources as of January 2024](#)

SUCCESS



what people think
it looks like

SUCCESS



what it really
looks like

Share Your Feedback!



<http://bit.ly/esc12feedback>

Session #: TAC24

Contact Information



Haily Rambo

Coordinator of Testing and
Accountability
Region 12 ESC

Haily.Rambo@esc12.net
254-297-1227



Save my contact info
here with Pop!